

14

Communication and Network Concepts

In This Chapter

- 14.1 Introduction
- 14.2 What is a Network ?
- 14.3 Need for Networking
- 14.4 Evolution of Networking
- 14.5 Switching Techniques
- 14.6 Data Communication Terminologies
- 14.7 Transmission Media
- 14.8 Types of Networks
- 14.9 Network Topologies
- 14.10 Network Devices
- 14.11 LAN Design
- 14.12 Communication Protocols
- 14.13 Wireless/Mobile Computing
- 14.14 Internetworking Terms and Concepts
- 14.15 Network Security Concepts
- 14.16 Viruses

14.1 INTRODUCTION

During the twentieth century, the key technology has been information gathering, processing and distribution. Among other developments, we have seen the installation of worldwide telephone networks, the birth and unexpected growth of the computer industry, and the launching of communication satellites.

As we have entered in 21st century, these areas are rapidly converging. The merging of computers and communications has had a deep influence on the way computer systems are organized. The old model of a single computer serving all of the organization needs, is rapidly being replaced by one in which a large number of separate but interconnected computers do the job. These systems are called computer networks.

14.2 WHAT IS A NETWORK ?

Tanenbaum [1] defines a network as '*an interconnected collection of autonomous computers*'. Two computers are said to be interconnected if they are capable of exchanging information. Central to this definition is the fact that the computers are autonomous. This means that no computer on the network can start, stop, or control another.

14.3 NEED FOR NETWORKING

Before getting into the technical details of computer networks, we must find out why people are interested in it and what makes it necessary for the survival of any organization in this competitive era.

14.3.1 Network Goals

Many organizations already have a substantial number of computers, often located far apart. For example, a company with many offices may have computers at each location

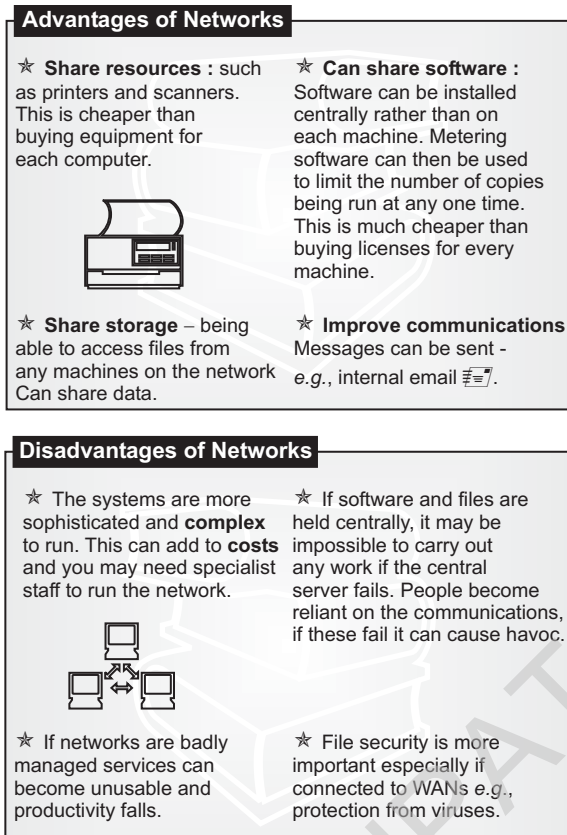


Fig. 14.1 Some advantages and disadvantages of networks.

14.3.2 Application of Networks

Computer networks have made a major impact on the society as a whole but we will discuss only of the important ones.

1. **Sharing.** The potential advantage of network is to provide an easy and flexible means of sharing. There are *three* distinct types of sharing :

- Peripherals.** These are often expensive. It is impractical for each computer on the network to have both its laser printer (for quality printing) and dot- matrix printer (for all general printouts). A main frame may have one of each connected to it allowing all users controlled access in a cost effective manner.
- Users of a multiuser system can share and exchange information in a number of ways. *Examples are* : sending electronic mail or having controlled access to the some files or data base.
- In a traditional time sharing system, all control is performed centrally ; if the processor fails then the entire system fails. In a network system, this need not be the case. The failure of one node should not have a 'domain' effect on the rest. This is called distributed control and is a very lively area of research at present.

NOTE

Networks offer these benefits :

- Resource sharing
- Increased reliability
- Reduced overall cost
- Better communication facilities.

to keep track of customer orders, monitor sales, and do the local payroll. Previously, each of these computers may have worked in isolation from others but at some point, management decided to connect them to gather information about entire company. In general we can refer to it as

(i) **Resource Sharing.** The aim is to make all programs, data and peripherals available to anyone on the network irrespective of the physical location of the resources and the user.

(ii) **Reliability.** A file can have copies on two or three different machines, so if one of them is unavailable (hardware crash), the other copies could be used. For military, banking, air reservation and many other applications it is of great importance.

(iii) **Cost Factor.** Personal computers have better price/performance ratio than micro computers. So it is better to have PC's, one per user, with data stored on one shared *file server* machine.

(iv) **Communication Medium.** Using a network, it is possible for managers, working far apart, to prepare financial report of the company. The changes at one end can be immediately noticed at another and hence it speeds up co-operation among them.

2. Access to remote database. Another major area of network use is access to remote database. It is easy for the average person sitting at his PC to make reservation for airplanes, trains, hotels and so on anywhere in the world with instant confirmation.

3. Communication facilities. A third category of potential widespread network use is as a communication medium. It is possible for everyone, not just people in the computer business, to send and receive electronic mail. This mail is also able to contain digitized voice, still pictures and even moving television and video images.

Using computer network as a sophisticated communication system may reduce the amount of travelling done, thus saving energy. The information revolution is expected to change society as much as the Industrial Revolution did.

14.4 EVOLUTION OF NETWORKING

Evolution of networking started way back in 1969 by the development of first network called ARPANET, which led to the development of Internet. Let us learn how first network evolved to today's Internet.

14.4.1 ARPANET

The seeds of today's Internet were planted in 1969, when U.S. Department of Defense sponsored a project named ARPANET (acronym for **Advanced Research Projects Agency NETWORK**). The goal of this project was to connect computers at different universities and U.S. defense (American spelling for defence is defense). Soon the engineers, scientists, students and researchers who were part of this system, began exchanging data and messages on it. The users of this system were also able to play long distance games and socialize with people who shared their interests. ARPANET started with a handful of computers but it expanded rapidly. In mid 80's, another federal agency, the *National Science Foundation*, created a new, high- capacity network called **NSFnet**, which was more capable than ARPANET.

NOTE

First network was ARPANET (Advanced Research Projects Agency NETWORK).

NSFnet allowed only the academic research on its network and not any kind of private business on it. So many private companies built their own networks, which were later interconnected along with ARPANET and NSFnet to form Internet.

It was the *Inter networking i.e.*, the linking of these two and some other networks (*i.e.*, the ARPANET, NSFnet and some private networks) that was named **Internet**.

The original ARPANET was shut down in 1990, and the government funding for NSFnet discontinued in 1995. But the commercial Internet services came into picture, which are still running the Internet. Fig. 14.2 illustrates the evolution of Internet.

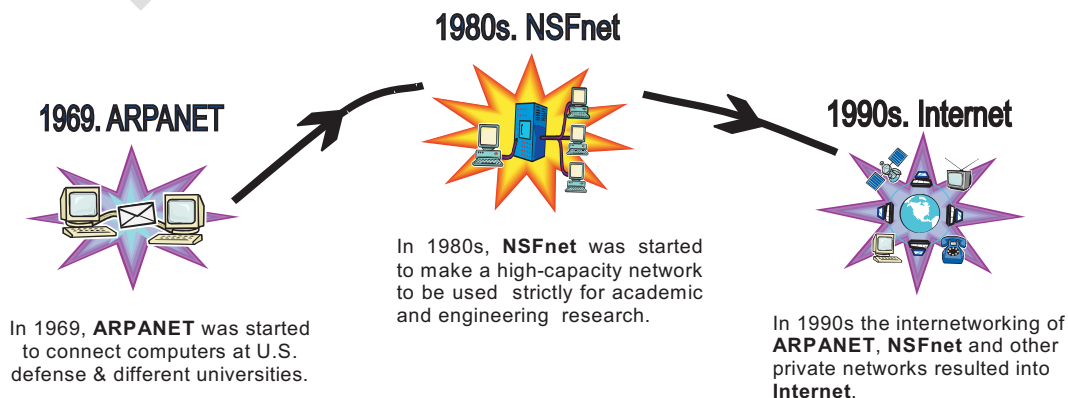


Fig. 14.2 Evolution of Internet.

14.4.2 The Internet

Let us now clearly define Internet.

The Internet is a worldwide network of computer networks that evolved from the first network ARPAnet (Advanced Research Projects Agency network). The Internet is made up of many networks each run by a different company and interconnected at peering points. It is an interconnection of large and small networks around the globe. The common use of Internet standards allows users connected to one network to communicate with users on another network.

Internet The Internet is a worldwide network of computer networks.

The Internet is a super-network. It connects many smaller networks together and allows all the computers to exchange information with each other. To accomplish this all the computers on the Internet have to use a common set of rules for communication. Those rules are called protocols, and the Internet uses a set of protocols called TCP/IP (Transmission Control Protocol/Internet Protocol).

Gateway A Gateway is a device that connects dissimilar networks.

How Does Internet Work ?

In Internet, most computers are not connected directly to the Internet. Rather they are connected to smaller networks, which in turn are connected through **gateways** to the Internet **backbone**.

Backbone A Backbone is central interconnecting structure that connects one or more networks just like the trunk of a tree or the spine of a human being.

Two new terms you have encountered just now – **gateway** and **backbone**. Let me define these two terms.

Fig. 14.3 shows you a backbone.

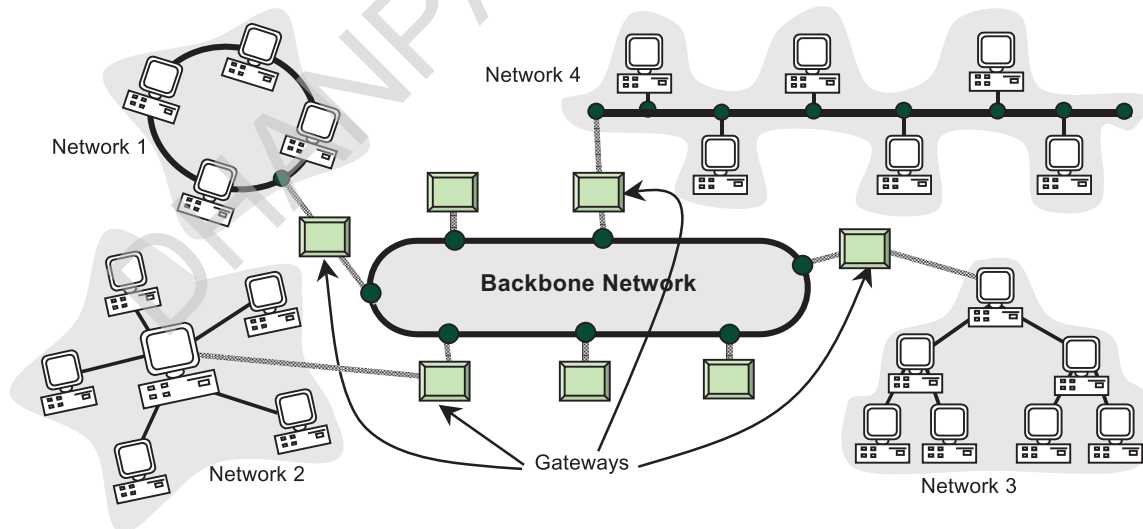


Fig. 14.3 A backbone used to connect various LANs.

Let us now see how Internet functions :

- (i) At the source computer, the message or the file/document to be sent to another computer is firstly divided into very small parts called **Packets**. A *packet* generally contains some information.

- (ii) Each packet is given a number serialwise e.g., 1, 2, 3.
- (iii) All these packets are then sent to the address of destination computer.
- (iv) The destination computer receives the packets in random manner. (It may even receive packet 10 before packet 1 arrives). If a packet is garbled or lost, it is demanded again.
- (v) The packets are reassembled in the order of their number and the original message/file/document is obtained.

Let us now see what all helps Internet in doing so.

Internet Functioning

The reason that the Internet works at all is that every computer connected to it uses the **same set of rules for communication**. Do you know that set of rules is called **protocol** ?

The communication protocol used by Internet is **TCP/IP**.

- ❖ The **TCP** (i.e., **Transmission Control Protocol**) part is responsible for dividing the file/message into packets on the *source computer*. It (TCP) is also responsible for reassembling the received packets at the *destination or recipient computer*.
- ❖ The **IP** (i.e., **Internet Protocol**) part is responsible for handling the address of destination computer so that each packet is routed (sent) to its proper destination. You shall learn about TCP/IP in details later in the chapter.

The future of Internet is said to be in *Interspace*. Let us know what *Interspace* is.

14.4.3 The Interspace

InterSpace is a client/server software program that allows multiple users to communicate online with real-time audio, video and text chat in dynamic 3D environments.

InterSpace provides the most advanced form of communication available on the Internet today.

InterSpace InterSpace is a client/server software program that allows multiple users to communicate online with real-time audio, video and text chat in dynamic 3D environments.

The *Interspace* is a vision of what the Internet will become, where users cross-correlate information in multiple ways from multiple sources. It is an applications environment for interconnecting spaces to manipulate information, much as the Internet is a protocol environment for interconnecting networks to transmit data.

14.4.4 Elementary Terminology of Networks

It is now time to learn about the components/terms mostly used in networking. Whenever we talk about a network it includes the hardware and the software that make up the network. Now let us have a look at some typical hardware components of network.

NOTE

A computer becomes a workstation of a network as soon as it is attached to a network.

14.4.4A Nodes (Workstations)

The term *nodes* refers to the computers that are attached to a network and are seeking to share the resources of the network. Of course, if there were no nodes (also called workstations), there would be no network at all.

14.4.4B Server

On small networks, sometimes, all the shareable stuff (like files, data, software etc.) is stored on the server. A network can have more than one server also. Each server has a unique name on the network and all users of network identify the server by its unique name.

Server A computer that facilitates the sharing of data, software, and hardware resources (e.g., printers, modems etc.) on the network, is termed as a Server.

Servers can be of *two* types : (i) *non-dedicated* and (ii) *dedicated* servers.

Non-dedicated Servers

On small networks, a workstation that can double up as a server, is known as *non-dedicated* server since it is not completely dedicated to the cause of serving. Such servers can facilitate the resource-sharing among work-stations on a proportionately smaller scale. Since one computer works as a workstation as well as a server, it is slower and requires more memory. The (small) networks using such a server are known as *PEER-TO-PEER* networks.

Dedicated Servers

On bigger network installations, there is a computer reserved for server's job and its only job is to help workstations access data, software and hardware resources. It does not double-up as a workstation and such a server is known as *dedicated* server. The networks using such a server are known as *MASTER-SLAVE* networks.

On a network, there may be several servers that allow workstations to share specific resources. For example, there may be a server exclusively for serving files-related requests like storing files, deciding about their access privileges and regulating the amount of space allowed for each user. This server is known as *file server*. Similarly, there may be *printer server* and *modem server*. The *printer server* takes care of the printing requirements of a number of workstations and the *modem server* helps a group of network users use a modem to transmit long distance messages.

Network Interface Unit

A Network Interface Unit is an interpreter that helps establish communication between the server and workstations.

14.4.4C Network Interface Unit (NIU)

A standalone computer (a computer that is not attached to a network) lives in its own world and carries out its tasks with its own inbuilt resources. But as soon as it becomes a workstation, it needs an interface to help establish a connection with the network because without this, the workstations will not be able to share network resources.

The *network-interface-unit* is a device that is attached to each of the workstations and the server, and helps the workstation establish the all-important connection with the network. Each *network-interface-unit* that is attached to a workstation has a unique number identifying it which is known as the *node address*. The NIU is also called *Terminal Access Point* (TAP). Different manufacturers have different names for the interface. The NIU is also called NIC – Network Interface Card.

MAC address The MAC address refers to the physical address assigned by NIC manufacturer.

The NIC manufacturer assigns a unique physical address to each NIC card ; this physical address is known as **MAC address**.



1. Define a network. What is its need ?
2. Write two advantages and disadvantages of networks.
3. What is ARPAnet ? What is NSFnet ?
4. What do you understand by InterSpace ?
5. What is MAC address ?
6. Define the following
 - (i) Node (ii) Server
 - (iii) NIU (iv) Dedicated Server.

14.5 SWITCHING TECHNIQUES

Well, by now you know the significance of networks. One major purpose and use of networks is the sharing or transfer of data and information. Do you know how data are transmitted across networks ? Well, for this various switching techniques are used.

Different types of switching techniques are employed to provide communication between two computers. These are : *circuit switching*, *message switching* and *packet switching*.

14.5.1 Circuit Switching

In this technique, first the complete physical connection between two computers is established and then data are transmitted from the source computer to the destination computer. That is, when a computer places a telephone call, the switching equipment within the telephone system seeks out a physical copper path all the way from sender telephone to the receiver's telephone. The important property of this switching technique is to setup an end-to-end path (connection) between computer before any data can be sent.

NOTE

Switching techniques are used for transmitting data across networks. Three switching techniques are :

- Circuit switching
- Message switching
- Packet switching.

14.5.2 Message Switching

In this technique, the source computer sends data or the message to the switching office first, which stores the data in its buffer. It then looks for a free link to another switching office and then sends the data to this office. This process is continued until the data are delivered to the destination computers. Owing to its working principle, it is also known as *store and forward*. That is, store first (in switching office), forward later, one jump at a time.

14.5.3 Packet Switching

With message switching, there is no limit on block size, in contrast, packet switching places a tight upper limit on block size. A fixed size of packet which can be transmitted across the network is specified. Another point of its difference from message switching is that data packets are stored on the disk in message switching whereas in packet switching, all the packets of fixed size are stored in main memory. This improves the performance as the access time (time taken to access a data packet) is reduced, thus, the throughput (measure of performance) of the network is improved.

14.6 DATA COMMUNICATION TERMINOLOGIES

Let us now talk about some common data communication Terminologies.

1. Data Channel

channel is the medium used to carry information or data from one point to another.

2. Baud

It is the unit of measurement for the information carrying capacity of a communication channel. The baud is synonymous with bps (bits per second), another unit of measuring data transfer rates.

3. Bits Per Second (bps)

It refers to the speed at which data transfer is measured. It is generally used to measure the speed of information through a high speed phone lines or modems.

Bytes per second are denoted as **Bps** – notice the capital B. Small b *i.e.*, **bps** stands for *bits per second*.

- ❖ The rate of a *thousand bits per second* is known as **kbps** *i.e.*, kilo bits per second. (*Small k in kbps*).
- ❖ A rate of a *thousand bytes per second* is denoted by **Kbps** (*Kilo bytes per second*). Notice the capital K.

- ❖ A rate of a *million bits per second* is denoted through **mbps** – mega bits per second. (*Small m in mbps*).
- ❖ A rate of a *million bytes per second* is denoted as **Mbps**. (*Capital M in Mbps*).

4. Bandwidth

Technically, the bandwidth refers to the difference between the highest and lowest frequencies of a transmission channel. Or in other words, the bandwidth refers to the width of allocated band of frequencies to a channel.

High bandwidth channels are called **broadband** channels and low bandwidth channels are called **narrowband** channels.

Generally speaking, bandwidth is directly proportional to the amount of data transmitted or received per unit time. In a qualitative sense, bandwidth is proportional to the complexity of the data for a given level of system performance. For example, it takes more bandwidth to download a photograph in one second than it takes to download a page of text in one second. Large sound files, computer programs, and animated videos require still more bandwidth for acceptable system performance.

In digital systems, bandwidth is data speed in *bits per second (bps)*. Thus, a modem that works at 57,600 bps has twice the bandwidth of a modem that works at 28,800 bps.

In analog systems, bandwidth is defined in terms of the difference between the highest-frequency signal component and the lowest-frequency signal component. Frequency is measured in *cycles per second i.e., hertz*. A typical voice signal has a bandwidth of approximately three kilohertz (3 kHz); an analog television (TV) broadcast video signal has a bandwidth of six megahertz (6 MHz) – some 2,000 times as wide as the voice signal.

A **kilohertz (kHz)** represents a *thousand cycles per second*; a **megahertz (MHz)** represents a *thousand kHz*; a **gigahertz (GHz)** represents a *thousand MHz*; and a **terahertz (THz)** represents a *thousand GHz*.

5. Data Transfer Rates

The data transfer rate represents the amount of data transferred per second by a communications channel or a computing or storage device.

Data rate is measured in units of *bits per second (bps)*, *bytes per second (Bps)*, or **baud**.

When applied to data rate, the multiplier prefixes “kilo-”, “mega-”, “giga-”, etc. (and their abbreviations, “k”, “M”, “G”, etc.) always denote powers of 1000. For example, 64 kbps is 64,000 bits per second. This contrasts with units of storage where they stand for powers of 1024, e.g., 1 KB = 1024 bytes.

14.7 TRANSMISSION MEDIA

By *transmission media* or *communication channels* of network, it is meant that the ‘connecting cables’ or ‘connecting media’ are being talked about. The cables that connect two or more workstations are the communication channels.

In LANs (*Local Area Networks i.e., very small networks*) many different types of media are in use. Copper conductors in the form of twisted pair or coaxial are by far the most common. More recently, very serious consideration has been given to the use of optical fiber technology in LANs. Other media e.g., microwave transmission, infrared, telephone

NOTE

We can group the communication media in two categories : **guided** media and **unguided** media. The **guided** media include cables and **unguided** media include waves through air, water or vacuum.

line etc. are also used. We can group the communication media in two categories : **guided** media and **unguided** media. The **guided** media include cables and **unguided** media include waves through air, water or vacuum. The basic types of cables (*i.e.*, guided media) are being discussed below. The unguided media (microwaves, radiowaves and satellites) are also being discussed.

14.7.1 Twisted Pair Cable

The most common form of wiring in data communication application is the twisted pair cable. As a *voice grade medium* (VGM), it is the basis for most internal office telephone wiring. It consists of two identical wires wrapped together in a double helix.

Crosstalk

The *bleeding of a signal* from one wire to another and which can corrupt signal and cause network errors. This form of signal interference is called Crosstalk.

Problems can occur due to differences in the electrical characteristics between the pair (*e.g.*, length, resistance, capacitance). For this reason, LAN applications will tend to use a higher quality cable known as *data grade medium* (DGM).

Different types and categories of twisted-pair cable exist, but they all have *two* things in common :

- ❖ the wires come in pairs
- ❖ the pairs of wires are twisted around each other [Fig. 14.4(a)].

The twisting of wires reduces **crosstalk**, which is the *bleeding of a signal* from one wire to another and which can corrupt signal and cause network errors. The twisting of the wires not only protects the signal from internal crosstalk, but it also protects it from other external forms of signal interference is called **crosstalk**.

Advantages. The main advantages of twisted pair cable are :

- | | |
|----------------------------------|--|
| (i) It is simple. | (ii) It is easy to install and maintain. |
| (iii) It is physically flexible. | (iv) It has a low weight. |
| (v) It can be easily connected. | (vi) It is very inexpensive. |

Disadvantages. Despite having such advantages, the data transmission characteristics of twisted pair cable are not so good.

The major disadvantages are :

- (i) Because of high attenuation, it is incapable carrying a signal over long distances without the use of *repeaters* (discussed later in the chapter).
- (ii) Its low bandwidth capabilities make it unsuitable for broadband applications.
- (iii) It supports maximum data rates 1 Mbps without conditioning and 10 Mbps with conditioning.

Figure 13.4 (a) shows a twisted pair cable.

Types of Twisted Pair Cables

There are *two* types of twisted pair cables available.

These are :

- (i) **Unshielded Twisted Pair (UTP) Cable.** UTP cabling is used for variety of electronic communications.

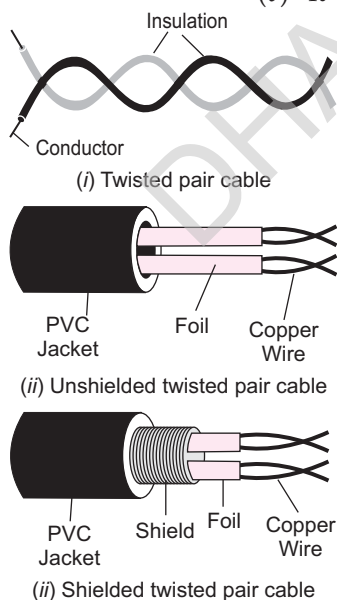


Fig. 14.4 (a) Twisted pair cable.

It is available in following *five* categories :

Type	Description
CAT1	Voice-grade communications only ; No data transmission
CAT2	Data-grade transmission upto 4 Mbps
CAT3	Data-grade transmission upto 10 Mbps
CAT4	Data-grade transmission upto 16 Mbps
CAT5	Data-grade transmission upto 1000 Mbps

The UTP cables can have maximum segment length of 100 metres.

(ii) **Shielded Twisted Pair (STP) Cable.** This type of cables comes with shielding of the individual pairs of wires, which further protects it from external interference. But these also, like UTP, can have maximum segment length of 100 meters. The *advantage* of STP over UTP is that it offers greater protection from interference and crosstalk due to shielding. But it is definitely heavier and costlier than UTP and requires proper grounding at both ends.

14.7.2 Coaxial Cable

This type of cable consists of a solid wire core surrounded by one or more foil or wire shields, each separated by some kind of plastic insulator. The inner core carries the signal, and the shield provides the ground. The coaxial cable has high electrical properties and is suitable for high speed communication. While it is less popular than twisted pair, it is widely used for television signals. In the form of (CATV) cable, it provides a cheap means of transporting multi-channel television signals around metropolitan areas. It is also used by large corporations in building security systems.

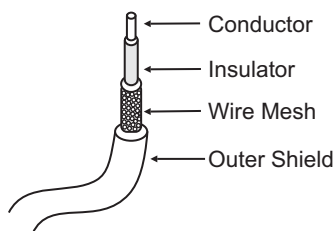


Fig. 14.4 (b) Coaxial cable

The data transmission characteristics of coaxial cable are considerably better than those of twisted pair. This opens the possibility of using it as the basis for a shared cable network, with part of the bandwidth being used for data traffic. Fig. 14.4(b) shows a coaxial cable.

Advantages

- (i) The data transmission characteristics of coaxial cables are considerably better than those of twisted-pair cables.
- (ii) The coaxial cables can be used as the basis for a shared cable network.
- (iii) The coaxial cables can be used for broadband transmission *i.e.*, several channels can be transmitted simultaneously (as with cable TV).
- (iv) Offer higher bandwidths-upto 400 MBPS.

Disadvantages

- (i) Expensive compared to twisted pair cables.
- (ii) The coaxial cables are not compatible with twisted pair cables.

Types of Coaxial Cables

The *two* most commonly used types of coaxial cable are **thicknet** and **thinnet**.

- (i) **Thicknet.** This form of coaxial cable is thicker than thinnet. The thicknet coaxial cable segments (while joining nodes of a network) can be upto 500 meters long.

- (ii) **Thinnet.** This form of coaxial cable is thinner and it can have maximum segment length of 185 meters *i.e.*, using this cables, nodes having maximum distance of 185 meters can be joined.

14.7.3 Optical Fibers

Optical fibers consist of thin strands of glass or glass like material which are so constructed that they carry light from a source at one end of the fiber to a detector at the other end. The light sources used are either light emitting diodes (LEDs) or laser diodes (LDs). The data to be transmitted is modulated onto the light beam using frequency modulation techniques. The signals can then be picked up at the receiving end and demodulated. The bandwidth of the medium is potentially very high. For LEDs, this ranges between 20 and 150 mbps and higher rates are possible using LDs.

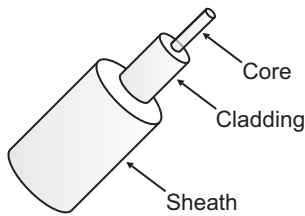


Fig. 14.4 (c) The Fiber Optic cable.

The fiber cable consists of *three* pieces : (i) **the core**, *i.e.*, the glass or plastic through which the light travels (ii) **the cladding**, which is a covering of the core that reflects light back to the core, and the (iii) **protective coating**, which protects the fiber cable from hostile environment [see Fig. 14.4(c)].

Advantages

- (i) It is immune to electrical and magnetic interference *i.e.*, noise in any form because the information is travelling on a modulated light beam.
- (ii) It is highly suitable for harsh industrial environments.
- (iii) it guarantees secure transmission and has a very high transmission capacity.
- (iv) Fiber optic cables can be used for broadband transmission where several channels (*i.e.*, bands of frequency) are handled in parallel and where it is also possible to mix data transmission channels with channels for telescope, graphics, TV and sound.

Disadvantages

- (i) Installation problem. Fiber optic cables are quite fragile and may need special care to make them sufficiently robust for an office environment.
- (ii) Connecting either two fibers together or a light source to a fiber is a difficult process.
- (iii) Because of noise immunity, optical fibers are virtually impossible to tap. In order to intercept the signal, the fiber must be cut and a detector inserted.
- (iv) Light can reach the receiver out of phase.
- (v) Connection losses are common problems.
- (vi) Fiber optic cables are more difficult to solder.
- (vii) They are the most expensive of all the cables.

Despite its shortcomings, optical fiber is an important technology and will be a very attractive transmission indeed.

Types of Fibre Optic Cables

Fibre optic cable can be either **single node** that supports a segment length of upto 2 kms and band- width of upto 100 Mbps or **Multinode** with a segment length of 100 kms and bandwidth of 2 Gbps.

14.7.4 Guided Media Compared

Let us now compare the cost, ease and performance offered by each of the media, we have studied so far.

Table 14.1
Comparison
table for
guided media

Type	Type Sub Type	Maximum Segment Length	Bandwidth Supported	Installation	Cost	Interference
Twisted Pair Cable	UTP	100 m	100 Mbps	easy	cheapest	high
	STP	100 m	500 Mbps	moderate	moderate	moderate
Coaxial Cable	Thinnet	185 m	10 Mbps	easy	cheap	moderate
	Thicknet	500 m	10 Mbps	hard	moderate	low
Fiber Optic Cable	Singlenode	2 km	100 Mbps	very hard	expensive	none
	Multinode	100 km	2 Gbps	very hard	expensive	none

14.7.5 Micro Wave (Terrestrial Microwave)

Microwave signals are used to transmit data without the use of cables. The microwave signals are similar to radio and television signals and are used for long distance communication. The microwave transmission consists of a *transmitter*, *receiver* and the *atmosphere*.

In microwave communication, parabolic antennas are mounted on towers to send a beam to other antennas tens of kilometers away. The higher the tower, the greater the range. With a 100-meter high tower, distances of 100 km between towers are feasible. The microwave transmission is line-of-sight¹ transmission.

Advantages

- (i) It proves cheaper than digging trenches for laying cables and maintaining repeaters and cables if cables get broken by a variety of causes.
- (ii) It offers freedom from land acquisition rights that are required for laying, repairing the cables.
- (iii) It offers ease of communication over difficult terrain.
- (iv) Microwaves have the ability to communicate over oceans.

Disadvantages

- (i) Microwave communication is an insecure communication.
- (ii) Signals from a single antenna may split up and propagate by slightly different paths to the receiving antenna. When these out-of-phase signals recombine, they interfere, reducing the signal strength.
- (iii) Microwave propagation is susceptible to weather effects like rains, thunder storms etc.
- (iv) Bandwidth allocation is extremely limited in case of microwaves.
- (v) The cost of design, implementation, and maintenance of microwave links is high.

14.7.6 Radio Wave

The transmission making use of radio frequencies is termed as *radio-wave transmission*. We all are familiar with radios and their working. When certain radio

1. A Line-of-Sight signal passes through the atmosphere, originates from a dish antenna, travels in a straight line free of material obstacles and received by another dish antenna.

frequencies are allocated to private businesses for direct voice communication, they can make use of it for private business purposes. In general, private citizens and business users are licensed to operate in the range of about 10 miles.

All radios today, however, use **continuous sine waves** to transmit information (audio, video, data). Each different radio signal uses a different sine wave **frequency**, and that is how they are all separated. Any radio setup has *two* parts :

- ❖ The **transmitter**
- ❖ The **receiver**

The transmitter takes some sort of message (it could be the sound of someone's voice, pictures for a TV set, data for a radio modem or whatever), encodes it onto a sine wave and transmits it with radio waves. The receiver receives the radio waves and decodes the message from the sine wave it receives. Both the transmitter and receiver use **antennas** to radiate and capture the radio signal.

Advantages

- (i) Radio-wave transmission offers mobility.
- (ii) It proves cheaper than digging trenches for laying cables and maintaining repeaters and cables if cables get broken by a variety of causes.
- (iii) It offers freedom from land acquisition rights that are required for laying, repairing the cables.
- (iv) It offers ease of communication over difficult terrain.

Disadvantages

- (i) Radio-wave communication is an insecure communication.
- (ii) Radio-wave propagation is susceptible to weather effects like rains, thunder storms etc.

Security of such communication links is almost nonexistent. Even so, the equipment has many advantages and is widely used by taxi, repair, courier, and delivery services.

14.7.7 Satellite (Sattelite Microwave)

Radio wave can be classified by frequency and wavelength. When the frequency is higher than 3 GHz, it is named microwave. Satellite communication is special case of microwave relay system. Satellite communication use the synchronous satellite to relay the radio signal transmitted from ground station. In recently, the use of wireless communication has gained more popularity. Compare to the traditional fixed wire terrestrial networks, satellite and microwave communications network features the time saving, fast-implementation and broad coverage characteristics. It provides voice, fax, data and video services as well as email, file transfer, WWW internet applications. When fixed wire terrestrial communication networks are crushed by a disaster, the satellite and microwave system as a emergency backup facility will be stressed.

In satellite communication the earth station consists of a satellite dish that functions as an antenna and communication equipment to transmit and receive data from satellites passing overhead.

A number of communication satellites, owned by both governments and private organizations, have been placed in stationary orbits about 22,300 miles above the earth's surface. These satellites act as relay stations for communication signals. The satellites accept data/ signals transmitted from an earth station, amplify them, and retransmit them to another earth station. Using such a setup, data can be transmitted to the other side of the earth in only one step.

Most communication satellites have multiple, independent reception and transmission devices known as *transponders*. In a commercial communication satellite, a single transponder is usually capable of handling a full-colour, commercial television transmission, complete with audio. Transponders for data transmission may be even larger. Some firms that market satellite communications service own a satellite. Others lease a portion of a satellite and provide transmission facilities in smaller units to ultimate users. The security in satellite transmission is usually provided by the coding and decoding equipment. Satellite communication has a number of advantages :

Advantages

- (i) The area coverage through satellite transmission is quite large.
- (ii) The laying and maintenance of intercontinental cable is difficult and expensive and this is where the satellite proves to be the best alternative.
- (iii) The heavy usage of intercontinental traffic makes the satellite commercial attractive.
- (iv) Satellites can cover large areas of the Earth. This is particularly useful for sparsely populated areas.

Disadvantages

- (i) Technological limitations preventing the deployment of large, high gain antennas on the satellite platform.
- (ii) Over-crowding of available bandwidths due to low antenna gains.
- (iii) The high investment cost and insurance cost associated with significant probability of failure.
- (iv) High atmospheric losses above 30 GHz limit carrier frequencies.

14.7.8 Other Unguided Media

Apart from microwaves, radiowaves and satellites, two other unguided media are also very popular. These are **infrared** and **laser** waves. Let us briefly learn about these media here.

1. Infrared

This type of transmission uses infrared light to send data. You can see the use of this type of transmission in everyday life – TV remotes, automotive garage doors, wireless speakers etc., all make use of infrared as transmission media.

The infrared light transmits data through the air and can propagate throughout a room (bouncing off surfaces), but will not penetrate walls. The infrared transmission has become common in PDAs (Personal digital assistants) *e.g.*, hand held devices like palm pilots etc.

The infrared transmission is considered to be a secure one.

2. Laser

The laser transmission requires direct line-of-sight. It is unidirectional like microwave, but has much higher speed than microwaves. The laser transmission requires the use of a laser transmitter and a photo-sensitive receiver at each end. The laser transmission is point-to-point transmission, typically between buildings.

But lasers have a certain *disadvantage*, which is : it can be adversely affected by weather.

14.8 TYPES OF NETWORKS

A computer network means a group of 'networked' computers *i.e.*, computers that are linked by means of a communication system. A network can mean a small group of linked computers to a chain of a few hundred computers of different types (*e.g.*, PCs, minis, mainframes etc.) spread around the world. Thus, networks vary in size, complexity and geographical spread. Mostly, computers are classified on the basis of geographical spread and on this basis, there can be *four* types of networks :

- ❖ Local Area Networks (LANs)
- ❖ Metropolitan Area Networks (MANs)
- ❖ Wide Area Networks (WANs)
- ❖ Personal Area Network (PAN)

14.8.1 Local Area Network (LAN)

Small computer networks that are confined to a localised area (*e.g.*, an office, a building or a factory) are known as *Local Area Networks* (LANs). The key purpose of a LAN is to serve its users in resource sharing. The hardware as well as software resources are shared through LANs. For instance, LAN users can share data, information, programs, printer, hard-disks, modems etc. Fig. 14.5 shows a Local Area Network.

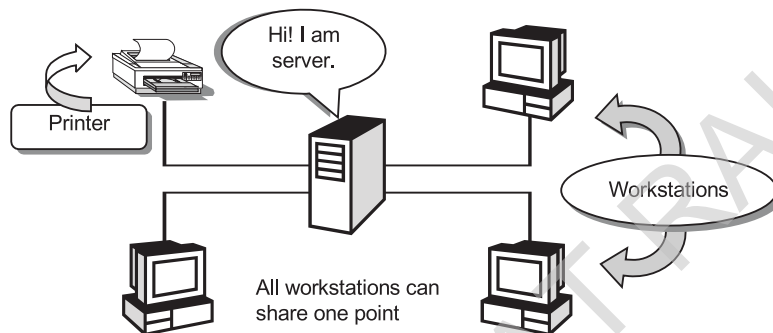


Fig. 14.5 A Local Area Network.

NOTE

Rarely are LAN computers more than a mile apart.

network. Computers connected to the file server are called workstations. The workstations can be less powerful than the file server, and they may have additional software on their hard drives. On most LANs, cables are used to connect the *network interface cards*³ in each computer.

14.8.2 Metropolitan Area Network (MAN)

Metropolitan Area Networks are the networks spread over a city. For example, cable TV networks that are spread over a city, can be termed as metropolitan area networks. The purpose of a MAN is also the sharing of hardware and software resources among its users.

14.8.3 Wide Area Networks (WAN)

The networks spread across countries are known as WANs. A *Wide Area Network* (WAN) is a group of computers that are separated by large distances and tied together. It can even be a group of LANs that are spread across several locations and connected together to look like one big LAN. The WANs link computers to facilitate fast and efficient exchange of information at lesser costs and higher speeds.

2. A server is a computer that just serves the requests of doing some tasks, made by other computers in its network. A *file server* serves the requests related to file sharing, storing etc. A *print server* serves the printer related requests, and so on.
3. The *network interface card* (NIC) provides the physical connection between the network and the computer workstation.

Computers connected to a wide-area network are often connected through public networks, such as the telephone system. Sometimes they can be connected through *leased lines*⁴ or satellites. The largest WAN in existence is the *Internet*.

14.8.4 Personal Area Network (PAN)

A personal area network (PAN) is the interconnection of information technology devices within the range of an individual person, typically within a range of 10 meters.

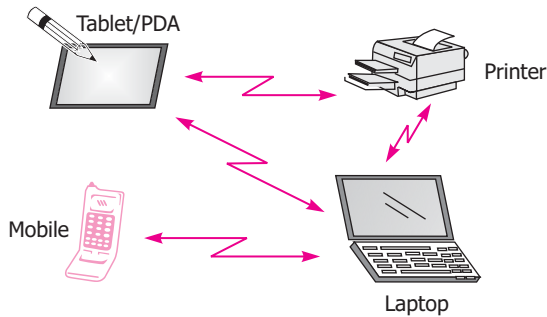


Fig. 14.5A A Personal Area Network (PAN)

For example, a person traveling with a laptop, a personal digital assistant (PDA), and a portable printer could interconnect them without having to plug anything in, using some form of wireless technology such as *Wifi*. Typically, this kind of personal area network could also be interconnected without wires to the Internet or other networks. You can use PAN networks to transfer files including email and calendar appointments, digital photos and music etc from your portable devices such as phones and tablets to PC and vice versa.

Following figure (Fig. 14.5A) shows a typical PAN.

14.8.5 Comparing these Networks

When the term computer network was first used, it described any interconnections between computers. Since that time, three subclasses have emerged that are distinguished primarily by their geographical scope.

The first of these is the wide area network (WAN). This network spans a large area—possibly several continents. The second major type is the local area network (LAN) and, as the name suggests, it is confined to relatively small areas such as a building or a group of buildings, for example a university campus. A third type, is the metropolitan area network (MAN). The scope of this class of network lies between LANs and WANs *i.e.*, spanning a small city or a town. MAN basically uses LAN technology. Cable Television networks are examples of analog MANs for television distribution. The MANs we are interested in are digital and are intended to connect computers. Most of the discussion on LAN also holds for MANs, so we will not mention the latter explicitly.

In naming these types of networks, the main distinguishing factor would appear to be the size of the area covered.

Difference between a LAN and a WAN

The next task is to distinguish between LANs and WANs. LANs are different in the following important respects :

- ◆ The distance between the nodes is limited. There is an upper limit of approx. 10 km, and a lower limit of 1 m.



1. What is a communication channel ? Name the basic types of communication channels available.
2. Define baud, bps and Bps. How are these interlinked ?
3. What are the various types of networks ?
4. What is the difference between MAN and WAN ?
5. Write two advantages and disadvantages of the following : (i) Optical fibres (ii) Satellites (iii) Microwaves.
6. Write two disadvantages of twisted pair cables.
7. Write an advantage and a disadvantage of using Optical fibre cable.
8. What is the difference between LAN and MAN ?

4. A leased line is a permanent telephone connection between two points set up by a government-regulated organization that provides telecommunications services to the public.

- ❖ While WANs usually operate at speeds of less than 1 mbps (one mega bits per second), LANs normally operate at between 1 and 10 mbps. Using optical fiber technology, it is possible to achieve speeds of the order of hundreds of mbps.
- ❖ Because of the short distances involved, the error rates in LANs are much lower than in WANs. LANs' error rate is 1000 times lower than in WANs so are normal.
- ❖ The distance limitations involved in LANs normally mean that the entire network is under the ownership and control of a single organization. This is in sharp contrast to WANs, where the network is normally operated by the countries post and telecommunications authorities rather than by its users.

It can be seen from the above, the LANs, differ from other types of network in that the area they cover is limited. This means they can operate at high speeds and with very low error rates. These two properties are the main distinguishing features of LANs.

LAN		WAN
1.	Diameter of not more than a few kilometers.	Span entire countries.
2.	A total data rate of at least several mbps.	Data rate less than 1 mbps (Megabits per second).
3.	Complete ownership by a single organization.	Owned by multiple organization.
4.	Very low error rates.	Comparatively higher error rates.

14.9 NETWORK TOPOLOGIES

Topology The pattern of interconnection of nodes in a network is called the Topology.

The pattern of interconnection of nodes in a network is called the **Topology**.

The selection of a topology for a network cannot be done in isolation as it affects the choice of media and the access method used. There are a number of factors to consider in making this choice, the most important of which are set out below :

1. **Cost.** For a network to be cost effective, one would try to minimize installation cost. This may be achieved by using well understood media and also, to a lesser extent, by minimizing the distances involved.
2. **Flexibility.** Because the arrangement of furniture, internal walls etc. in offices is often subject to change, the topology should allow for easy reconfiguration of the network. This involves moving existing nodes and adding new ones.
3. **Reliability.** Failure in a network can take two forms. Firstly, an individual node can malfunction. This is not nearly as serious as the second type of fault where the network itself fails to operate. The topology chosen for the network can help by allowing the location of the fault to be detected and to provide some means of isolating it.

14.9.1 Point-to-Point Link

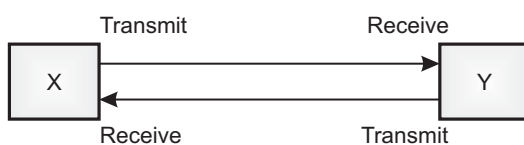


Fig. 14.6 Point-to-Point Network.

Before we talk about topologies in details, let us learn about point-to-point link. To understand this, refer to Fig. 14.6. A *P-P* (Point to Point) link basically relies upon two functions- transmit and receive. The main characteristic of *P-P* network is that each station receives exactly from one transmitter, and each transmitter transmits to exactly one receiver.

The transmit and receive operations can occur over separate wires (for better performance) or they can take turns over the same wire using a variety of techniques.

Point-to-point networks can grow in several ways. One method is simply to install a *P-P* link between each pair of computers in the network. This approach is called a *Mesh*. Many topologies have been developed, but major ones are :

- ◆ the Star topology ;
- ◆ the Ring or circular ;
- ◆ the Graph ;
- ◆ the Bus ;
- ◆ the Tree ;
- ◆ the Mesh ;

14.9.2 The Star Topology

This topology consists of a central node to which all other nodes are connected by a single path. (See Fig. 14.7). It is the topology used in most existing information networks involving data processing or voice communications. The most common example of this is IBM 370 installations. In this case multiple 3270 terminals are connected to either a host system or a terminal controller.

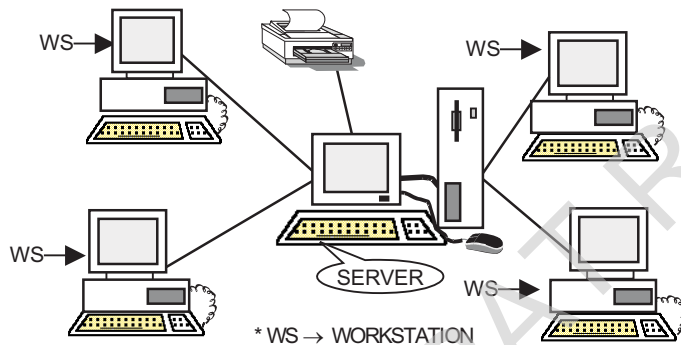


Fig. 14.7 Star Topology.

Advantages of the Star Topology

- ◆ *Ease of service.* The star topology has a number of concentration points (where connections are joined). These provide easy access for service or reconfiguration of the network.
- ◆ *One device per connection.* Connection points in any network are inherently prone to failure. In the star topology, failure of a single connection typically involves disconnecting one node from an otherwise fully functional network.
- ◆ *Centralized control/problem diagnosis.* The fact that the central node is connected directly to every other node in the network means that faults are easily detected and isolated. It is a simple matter to disconnect failing nodes from the system.
- ◆ *Simple access protocols.* Any given connection in a star network involves only the central node. In this situation, contention for who has control of the medium for the transmission purposes is easily solved. Thus in a star network, access protocols are very simple.

Disadvantages of the Star Topology

- ◆ *Long cable length.* Because each node is directly connected to the center, the star topology necessitates a large quantity of cable. Whilst the cost of cable is often small, congestion in cable ducts and maintenance and installation problems can increase cost considerably.
- ◆ *Difficult to expand.* The addition of a new node to a star network involves a connection all the way to the central node.
- ◆ *Central node dependency.* If the central node in a star network fails, the entire network is rendered inoperable. This introduces heavy reliability and redundancy constraints on this node.

The star topology has found extensive application in areas where intelligence in the network is concentrated at the central node.

14.9.3 The Bus or Linear Topology

Another popular topology for data networks is the linear. This consists of a single length of the transmission medium (normally coaxial cable) onto which the various nodes are attached (see Fig. 14.8). The topology is used in traditional data communication network where the host at one end of the bus communicates with several terminals attached along its length.

The transmission from any station travels the length of the bus, in both directions, and can be received by all other stations. The bus has terminators at either end which absorb the signal, removing it from the bus.

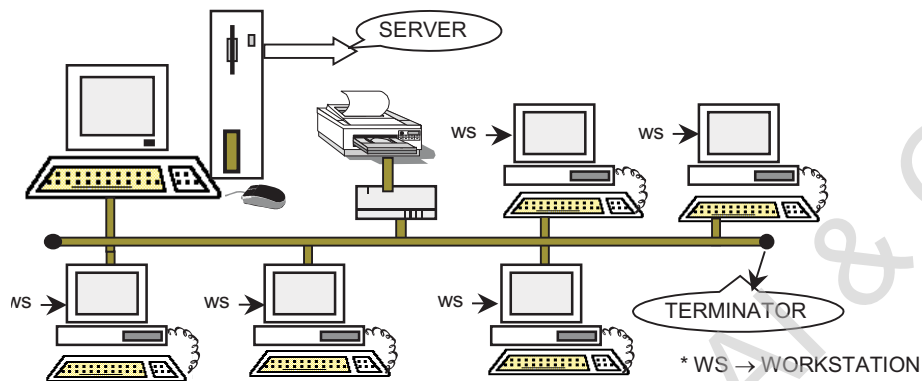


Fig. 14.8 Bus Topology.

Data is transmitted in small blocks, known as packets. Each packet has some data bits, plus a header containing its destination address. A station wanting to transmit some data sends it in packets along the bus. The destination device, on identifying the address on the packets, copies the data onto its disk.

Advantages of the Linear Topology

- ❖ *Short cable length and simple wiring layout.* Because there is a single common data path connecting all nodes, the linear topology allows a very short cable length to be used. This decreases the installation cost, and also leads to a simple, easy to maintain wiring layout.
- ❖ *Resilient Architecture.* The LINEAR architecture has an inherent simplicity that makes it very reliable from a hardware point of view. There is a single cable through which all the data propagates and to which all nodes are connected.
- ❖ *Easy to extend.* Additional nodes can be connected to an existing bus network at any point along its length. More extensive additions can be achieved by adding extra segments connected by a type of signal amplifier known as *repeater*.

Disadvantages of the Linear Topology

- ❖ *Fault diagnosis is difficult.* Although simplicity of the bus topology means that there is very little to go wrong, fault detection is not a simple matter. Control of the network is not centralized in any particular node. This means that detection of a fault may have to be performed from many points in the network.
- ❖ *Fault isolation is difficult.* In the star topology, a defective node can easily be isolated from the network by removing its connection at the center. If a node is faulty on the bus, it must be rectified at the point where the node is connected to the network.
- ❖ *Repeater configuration.* When BUS type network has its backbone extended using repeaters⁵, reconfiguration may be necessary.
- ❖ *Nodes must be intelligent.* Each node on the network is directly connected to the central bus. This means that some way of deciding who can use the network at any given time must be performed in each node.

5. A repeater amplifies a signal being transmitted on the network.

14.9.4 The Ring or Circular Topology

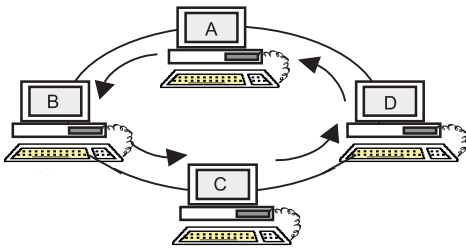


Fig. 14.9 Ring topology.

The third topology that we will consider is the ring or circular. In this case, each node is connected to two and only two neighbouring nodes. Data is accepted from one of the neighbouring nodes and is transmitted onwards to another (see Fig. 14.9). Thus data travels in one direction only, from node to node around the ring. After passing through each node, it returns to the sending node, which removes it.

It is important to note that data 'passed through' rather than 'travels past' each node. This means that the signal may be amplified before being 'repeated' on the outward channel.

Advantages of the Ring Topology

- ❖ *Short cable length.* The amount of cabling involved in a ring topology is comparable to that of a bus and is small relative to that of a star. This means that less connections will be needed, which will in turn increase network reliability.
- ❖ *No wiring closet space required.* Since there is only one cable connecting each node to its immediate neighbours, it is not necessary to allocate space in the building for wiring closets.
- ❖ *Suitable for optical fibers.* Using optical fibers offers the possibility of very high speed transmission. Because traffic on a ring travels in one direction, it is easy to use optical fibers as a medium of transmission.

Disadvantages of the Ring Topology

- ❖ *Node failure causes network failure.* The transmission of data on a ring goes through every connected node on the ring before returning to the sender. If one node fails to pass data through itself, the entire network has failed and no traffic can flow until the defective node has been removed from the ring.
- ❖ *Difficult to diagnose faults.* The fact that failure of one node will affect all others has serious implications for fault diagnosis. It may be necessary to examine a series of adjacent nodes to determine the faulty one. This operation may also require diagnostic facilities to be built into each node.
- ❖ *Network reconfiguration is difficult.* It is not possible to shut down a small section of the ring while keeping the majority of it working normally.

14.9.5 The Tree Topology

A variation of bus topology is the *tree topology*. The shape of the network is that of an inverted tree with the central root branching and subbranching to the extremities of the network (Fig. 14.10).

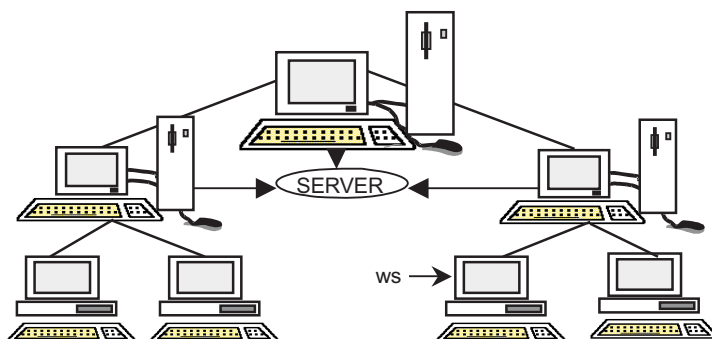


Fig. 14.10 Tree Topology.

Transmission in this topology takes place in the same way as in the bus topology. In both cases, there is no need to remove packets from the medium because when a signal reaches the end of the medium, it is absorbed by the terminators. Tree topology is best suited for applications which have a hierarchical flow of data and control. Since the tree topology is a modification of a 'pure' network topology, bus topology, it is a *hybrid* topology.

14.9.6 Graph Topology

In this topology, nodes are connected together in an arbitrary fashion. A link may or may not connect two or more nodes. There may be multiple links also. It is not necessary that all the nodes are connected. But if a path can be established in two-nodes via one or more links, it is called a connected graph (see Fig. 14.11).

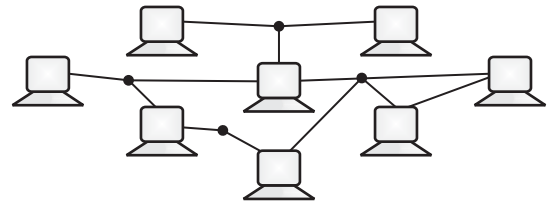


Fig. 14.11 Graph Topology.

14.9.7 Mesh Topology

In this topology, each node is connected to more than one node to provide an alternative route in the case the host is either down or too busy. It is an extension to *P-P* network. (see Fig. 14.12).

The mesh topology is excellent for long distance networking because it provides extensive back-up, rerouting and pass-through capabilities. Communication is possible between any two nodes on the network either directly or by passing through. This function is needed in the event of a line or node failure elsewhere in the network. The mesh topology is commonly used in large internetworking environments with stars, rings, and buses attached to each node. This is also ideal for distributed networks.

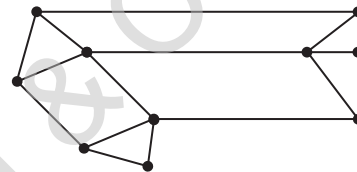


Fig. 14.12 Mesh Topology.

14.9.8 Fully Connected

When in a network each host is connected to other directly *i.e.*, there is a direct link between each host, then the network is said to be fully connected. This characteristic is termed as full connectivity. (Fig. 14.13)

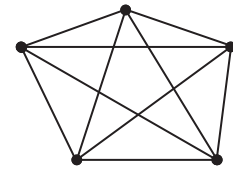


Fig. 14.13 Fully connected network.

14.9.9 Factors to Consider for Topology Selection

As there are many different types of topologies that can be installed for a computer network, what all factors one must consider while deciding about the preferred topology for a network? The factors that you must keep in mind for this, are :

- ❖ **Cruciality of Work.** How crucial the continuity of work is a very important factor. For instance, military networks must not fail at any cost thus **fully connected topology** is a preferred for Military networks.



1. What is meant by topology? Name some popular topologies.
2. What are the factors that must be considered before making a choice for the topology?
3. What are the similarities and differences between bus and tree topologies?
4. What are the limitations of star topology?
5. When do you think, ring topology becomes the best choice for a network?
6. Write the two advantages and two disadvantages of Bus Topology in network.
7. Give two advantages and two disadvantages of following network topologies : (i) Star (ii) Tree (iii) Bus.

- ❖ **Cost.** Keeping in mind the budget, you should decide about a topology. A **linear bus topology** network may be *the least expensive* way to install a network; **Fully connected is the most expensive** way of creating a network.
- ❖ **Length of cable needed.** Sometimes, length of cable must be saved on; the **linear bus topology** network uses shorter lengths of cable.
- ❖ **Future growth.** If a network has to grow in future, then the topology must support expansion. With a **star topology**, expanding a network is easily done by adding another concentrator.
- ❖ **Communication Media.** Sometimes, difficult terrains like hilly areas do not allow use of regular cables. For such conditions, *linear bus topologies* are not possible. The most common cable in schools is *unshielded twisted pair*, which is most often used with *star topologies*.

14.10 NETWORK DEVICES

In the smooth functioning of networks, many devices play important roles. Here, in this section, we are going to discuss a few of them. Let us begin our discussion with modems.

14.10.1 Modem

Modems allow you to combine the power of your computer with the global reach of the telephone system.

Modem A Modem is a computer peripheral that allows you to connect and communicate with other computers via telephone lines.

Modulation is the process of sending data on a wave, 3 types of modulation techniques are used :

AM (*Amplitude Modulation*),

FM (*Frequency Modulation*),

PM (*Phase Modulation*)

Because ordinary telephone lines cannot carry digital information, a modem changes the digital data from your computer into analog data, a format that can be carried by telephone lines. In a similar manner, the modem receiving the call then changes the analog signal back into digital data that the computer can digest. This shift of digital data into analog data and back again, allows two computers to “speak” with one another. Called **modulation/demodulation**, this transformation of signals is how the modem received its name.

With a modem and a standard telephone line, you can send faxes to the office or important customers without leaving your computer. And with an online or internet connection, you can share recipes with fellow gourmets catch up on the latest news, view a weather map from Singapore, keep in touch with distant friends by electronic mail, the worldwide web and much more.

14.10.1A Working of Modem

Modem converts digital signals to A/F (Audio frequency) tones which are in the frequency range that the telephone lines can transmit and also it can convert transmitted tones back to digital information.

Figure 14.14 illustrates the working of the modem.

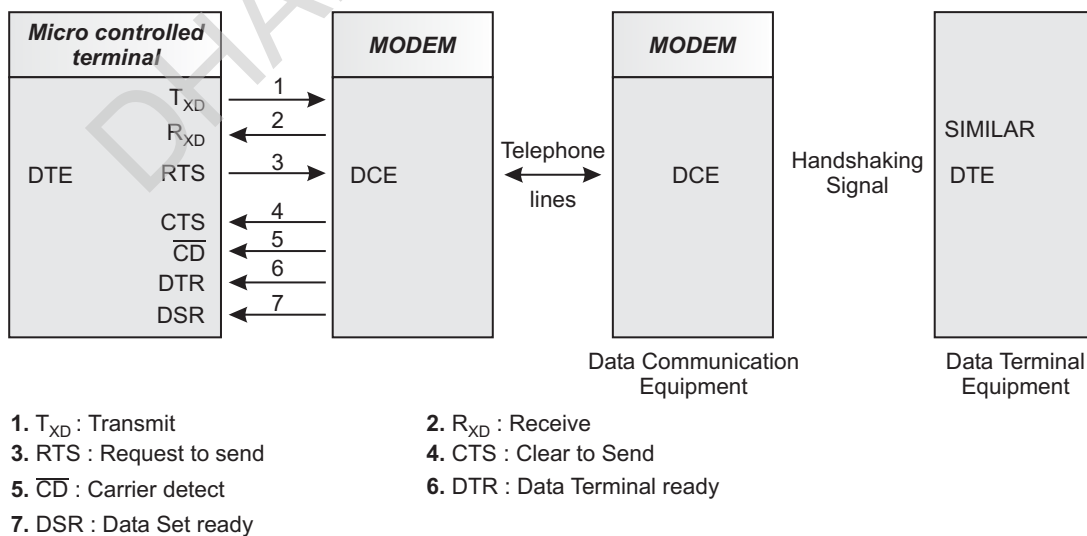



Fig. 14.14 The working of Modem.

After the power is turned on in DTE (Data Terminal Equipment) and DCE (Data Communication Equipment), the terminal runs for self check, it asserts the *data terminal ready* (DTR) signal to tell the modem that it is ready.

When modem is powered up and ready to transmit data, the modem will assert the data set ready (DSR) signal to the terminal. Under the manual or terminal control the modem dials up the computer on other end. If the computer is available it will send back a specified tone.



(a) Internal modem



Fig. 14.15 (b) External modem

Now when the terminal has a character ready to send, it will assert the *request to send* (RTS) signal to the modem. The modem then asserts its *carrier detect* (CD) signal to the terminal to indicate that it has established contact with the computer. When the Modem is fully ready to transmit data it asserts *clear-to-send* (CTS) signal back to the terminal. The terminal then sends serial data characters to the modem. When the terminal has sent all the characters it needs to make its RTS signal high. This causes the MODEM to unassert its CTS signal and stop transmitting. Similar handshakes occur between Modem and computers on other side also.

Modems come in *two* varieties :

- ❖ **Internal modems** the modems that are fixed within the computer [see Fig. 14.15(a)].
- ❖ **External modems** the modems that are connected externally to a computer as other peripherals are connected [see Fig. 14.15(b)].

14.10.2 RJ-45

RJ-45 is short for **Registered Jack-45**. RJ-45 is an eight-wire connector, which is commonly used to connect computers on the local area networks *i.e.*, LANs especially **Ethernets**. (Ethernet is a LAN architecture developed by *Xerox Corp* along with DEC and Intel. Ethernet uses either a bus or star topology and supports data transfer rates of upto 10 Mbps.)

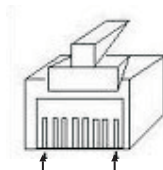
The RJ-45 connector looks very much similar to standard telephone connector (RJ-11 connector), but it is wider than RJ-11 as it houses eight wires instead of four. RJ-45 connectors are used to connect computers in Ethernet LANs.

Fig. 14.16 shows an *RJ-45 connector*, its *end view*, *jack* and *how it is to be inserted* in its jack.



Pin 1

(a) RJ-45 connector

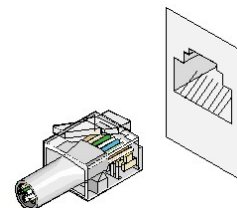


Pin 1 Pin 8

(b) End view of RJ-45



(c) RJ-45 jack



(d) Inserting an RJ-45 connector into its jack.

Fig. 14.16

14.10.3 Ethernet Card

As mentioned earlier, Ethernet is a LAN architecture developed by *Xerox Corp* in association with DEC and Intel. Ethernet uses bus or star topologies and can support data transfer rates of upto 10 Mbps.

NOTE

Ethernet is a LAN architecture developed by *Xerox Corp* along with DEC and Intel. Ethernet uses either a bus or star topology and supports data transfer rates of upto 10 Mbps.

The computers that are part of Ethernet, have to install a special card called **Ethernet Card**.

An Ethernet card contains connections for either coaxial or twisted pair cables (or both) [see Fig. 14.17(a)]. If it is designed for coaxial cable, the connection will be **BNC**⁶. If it is designed for twisted pair, it will have a **RJ-45** connection. Some Ethernet cards also contain an **AUI** connector⁷. This can be used to attach coaxial, twisted pair, or fiber optics cable to an Ethernet card. When this connection is used, there is always an external transceiver attached to the workstation. Fig 14.17 (b) illustrates how an Ethernet card is inserted in its on the motherboard. Usually Ethernet cards are purchased separately from a computer, but these days many computers (such as the Macintosh) include an option for a pre-installed Ethernet card.

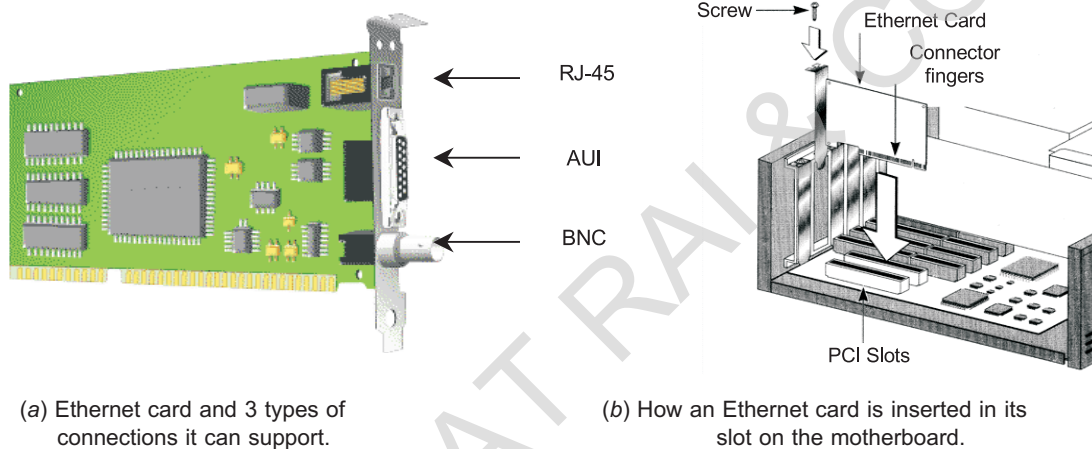


Fig. 14.17

14.10.4 Hub

A **hub** is a hardware device used to connect several computers together. A *hub* that contains multiple independent but connected modules of network and inter-networked equipment. A similar term is **concentrator**. A *concentrator* is a device that provides a central connection point for cables from workstations, servers, and peripherals. In a star topology, twisted-pair wire is run from each workstation to a central concentrator.

Basically, hubs are multi-slot concentrators into which a number of multi-port cards can be plugged to provide additional access as the network grows in size. Hubs can be either *passive* or *active*.

- ❖ **Active hubs** electrically amplify the signal as it moves from one connected device to another. Active concentrators are used like *repeaters*⁸ to extend the length of a network.
- ❖ **Passive hubs** allow the signal to pass from one computer to another without any change.

6. **BNC Connector** (Bayone-Neill-Concelman). It is a standard connector used to connect *10Base2* coaxial cable (Ethernet specification for thin coaxial cable).
7. **AUI Connector** (Attachment Unit Interface) – A 15 pin connector found on Ethernet cards that can be used for attaching coaxial, fiber optic, or twisted pair cable.
8. A *repeater* is a device that electrically amplifies the signal it receives and rebroadcasts it.

Hubs usually can support 8, 12, or 24 RJ-45 ports. These are often used in a star or *star-wired ring topology*⁹ and require specialized software for port management. Fig. 14.18 shows hubs connected to a switch.

How a Hub functions

Hubs are simple devices that interconnect groups of users. Hubs forward any data *packets* – including *e-mail, word processing documents, spreadsheets, graphics, print requests* – they receive over one port from one workstation to all of their remaining ports. All users connected to a single hub or stack of connected hubs are in the same *segment*, sharing the hub's bandwidth or data-carrying capacity. As more users are added to a *segment*, they compete for a finite amount of bandwidth devoted to that segment.

To understand how a hub serves a network, imagine a hotel with just one phone line available to all guests. Let's say one guest wants to call another. She picks up her phone and the phone rings in all rooms. All the other guests have to answer the phone and determine whether or not the call is intended for them. Then, as long as the conversation lasts, no one else can use the line. With a few guests, this system is marginally acceptable. However, at peak times of the day – say, when everyone returns to his or her room in the evening – it becomes difficult to communicate. The phone line is always busy.

14.10.5 Switch

A switch is a device that is used to segment networks into different *subnetworks* called *subnets* or *LAN segments*. Segmenting the network into smaller subnets, prevents traffic overloading in a network.

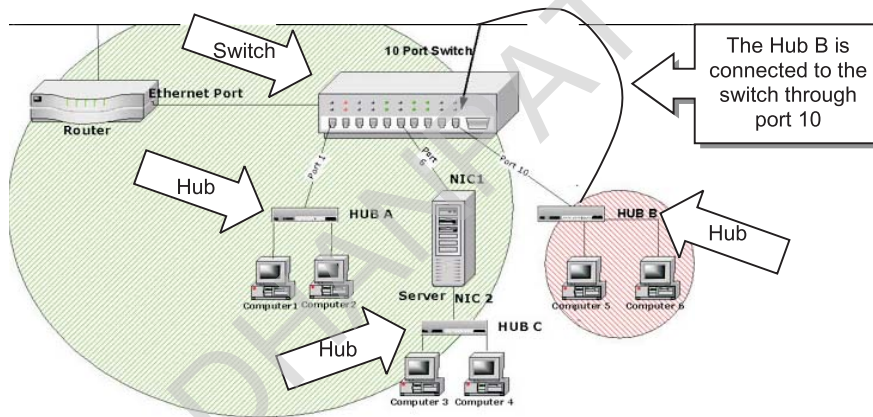


Fig. 14.18 A switch LAN.

A switch is responsible for *filtering i.e., transforming data in a specific way and for forwarding packets* (a piece of message being transmitted) between LAN segments. Switch support any packet protocol.

LANs that are segmented through switches are called *Switched LANs*. In the case of *Ethernet LANs*, they are called *Switched Ethernet LANs*. Fig. 14.18 shows a switched LAN.

How a Switch functions

To insulate the transmission from the other ports, the switch establishes a temporary connection between the source and destination, and then terminates the connection once the conversation is done.

A switch would be like a phone system with private lines in place of the hub's *party line*. For instance, *Meira Sen* at the *Maurya Hotel* calls *Ibrahim Soz* in another room, and the operator or phone switch connects the two of them on a dedicated line. This allows more conversations at any one time thereby allowing more guests to communicate.

9. Network topology that connects network devices (such as computers and printers) in a complete circle.

14.10.6 Repeater

Repeater A Repeater is a network device that amplifies and restores signals for long-distance transmission.

A *repeater* is a device that amplifies a signal being transmitted on the network. It is used in long network lines, which exceed the maximum rated distance for a single run.

Over distance, the cables connecting a network lose the signal transmitted. If the signal degrades too much, it fails to reach the destination. Or if it does arrive, the degradation of the message makes it useless. *Repeaters* can

be installed along the way to ensure that data packets reach their destination. *Repeaters* are of two kinds : *amplifier* and *signal repeater*. The first merely amplifies all incoming signals over the network. However, it amplifies both the signal and any concurrent noise. The second type collects the inbound packet and then retransmits the packet as if it were starting from the source station.

14.10.7 Bridge

A *bridge* is a device that lets you link two networks together. *Bridges* are smart enough to know which computers are on which side of the bridge, so they only allow those messages that need to get to the other side to cross the bridge. This improves performance on both sides of the bridge. As a packet arrives at the bridge, the bridge examines the physical destination address of the packet. The bridge then decides whether or not to let the packet cross.

Bridge A Bridge is a network device that establishes an intelligent connection between two local networks with the same standard but with different types of cables.

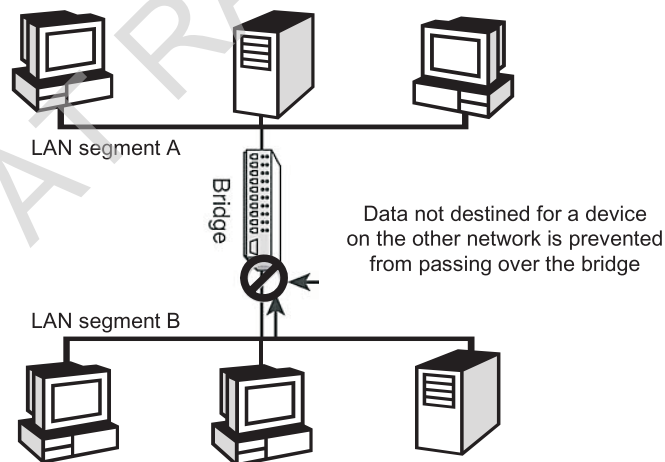


Fig. 14.19 Using a Bridge.

14.10.8 Router

A device that works like a bridge but can handle different protocols, is known as a *router*. For example, a router can link Ethernet to a mainframe.

Router A Router is a network device that is used to separate different segments in a network to improve performance and reliability. A router works like a *bridge* but can handle different protocols.

If the destination is unknown to a router it sends the traffic (bound to unknown destination) to another router (using logical addresses) which knows the destination.

A router differs from a bridge in a way that former uses logical addresses and the latter uses physical addresses.

How a Router functions

Compared to hubs and switches, routers are smarter still. Routers use a more complete packet *address* to determine which router or workstation

should receive each packet next. Based on a network road map called a *routing table*, routers can help ensure that packets are travelling the most efficient paths to their destinations. If a link between two routers fails, the sending router can determine an alternate route to keep traffic moving.

To understand routing, imagine the Maurya Hotel and all the other fellow hotels in its chain have trained their operators to be more efficient. When guest *Meira Sen* at the Maurya Hotel calls guest *Ishaan Kapur* at the Shereton Hotel, the operator at the Maurya knows the best way to patch that call through even in the case when direct linking to Shereton Hotel is not possible for a while. He sends the call to the local operator of MS hotel, who passes it to the Shereton hotel. If there's ever a problem with the switchboard at the MS hotel, the operator at the Maurya can use an alternate route to get the call through – for example, by routing it to another hotel's switchboard, which, in turn, sends the call to the Shereton.

14.10.9 Gateway

A *gateway* is a device that connects dissimilar networks. A gateway operates at the highest layer of network abstraction. It expands the functionality of routers by performing data translation and protocol conversion. It is needed to convert Ethernet traffic from the LAN, to SNA¹⁰ (Systems Network Architecture) traffic on a legacy system. It then routes the SNA traffic to the mainframe. When the mainframe answers, the reverse process occurs.

Gateway A Gateway is a network device that connects dissimilar networks. It establishes an intelligent connection between a local network and external networks with completely different structures.

A gateway is actually a node on a network that serves as an entrance to another network. In enterprises, the gateway is the computer that routes the traffic from a workstation to the outside network that is serving the Web pages. In homes, the gateway is the ISP that connects the user to the Internet.

In enterprises, the gateway node often acts as a *proxy server* (a machine that is not actually a server but appears as a server) and a *firewall* (a system designed to prevent unauthorized access to or from a private network). The gateway is also associated with both a *router*, which use headers and forwarding tables to determine where packets are sent, and a *switch*, which provides the actual path for the packet in and out of the gateway.

14.10.10 WiFi Card

A WiFi card is either an internal or external Local Area Network adapter with a built-in wireless radio and antenna. The most common WiFi cards used in desktop computers are PCI-Express WiFi cards made to fit the PCI-Express card slots on the motherboard.



PCMCIA WiFi Card

Express Card WiFi Card

USB WiFi Card

Fig. 14.20 Various types of WiFi cards.

Benefits

The primary benefit of using a WiFi card in a desktop computer is that it allows you to setup your workstation or home office without considering the proximity or availability of hard line network access.

10. SNA is a networking standard developed by IBM, used by fine IBM mainframe and AS/400 minicomputers everywhere.

14.11 LAN DESIGN

The design of a network affects the most when it comes to the performance of a network. Although LAN/NETWORK DESIGN is a complete subject in itself, we shall stick to very elementary rules while designing LANs, in this section. Let us begin with general network design process.

General Network Design Process

The general process of designing networks requires you to follow the steps as shown in following Fig. (14.21).

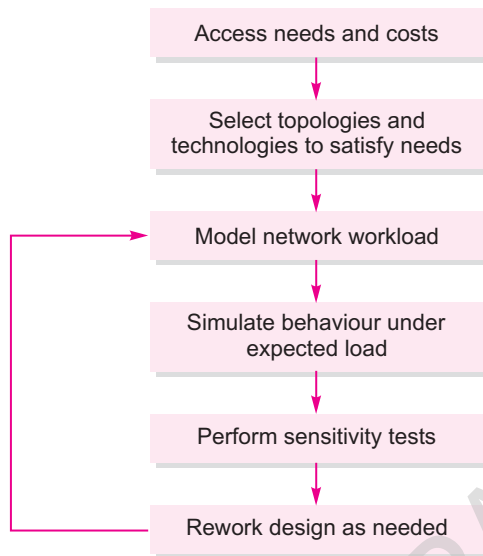


Fig. 14.21 General Network Design Process.

In general, the network design problem consists of the following *three* general elements :

- ❖ *Environment given* – Environment given includes the *location of hosts, servers, terminals*, and other end nodes ; the *projected traffic* for the environment ; and the *projected costs* for delivering different service levels.
- ❖ *Performance constraints* – Performance constraints consist of *network reliability, traffic throughput* (performance measure) and *host/client computer speeds* (for example, network interface cards and hard drive access speeds).
- ❖ *Internetworking variables* – Internetworking variables include the *network topology, line capacities*, and packet flow assignments.

The goal is to minimize cost based on these elements while delivering service that does not compromise established availability requirements.

Good Network Design : The 80-20 Rule

The key to good network design is how you place clients in relation to servers. Ideally, client computers should be placed on the same “logical” network as the servers they access most often. (By contrast, a “physical” network connection would mean that a client and server were attached to the same hub. A logical connection can be defined in your network software, so that users in one area of a building can be in the same logical network segments as a server located at the opposite end of that building.) This simple task minimizes the load on the network backbone, which carries traffic between segments.

NOTE

In a properly designed small to medium-sized network environment, **80 percent of the traffic on a given network segment is local** (destined for a target in the same workgroup), and **not more than 20 percent of the network traffic should need to move across a backbone** (the spine that connects various segments or *subnetworks*).

Here’s a good rule of thumb. In a properly designed small to medium-sized network environment, **80 percent of the traffic on a given network segment is local** (destined for a target in the same workgroup), and **not more than 20 percent of the network traffic should need to move across a backbone** (the spine that connects various segments or *subnetworks*). Backbone congestion can indicate that traffic patterns are not meeting the 80-20 rule. In this case, rather than adding switches or






upgrading hubs, it may be easier to improve network performance by doing one of the following :

- ❖ Moving resources (applications, software programs, and files from one server to another, for example) to contain traffic locally within a workgroup.
- ❖ Moving users (logically, if not physically) so that the workgroups more closely reflect the actual traffic patterns.
- ❖ Adding servers so that users can access them locally without having to cross the backbone.

After you have ensured proper network design and resource location, the next step is to determine the optimal technology to meet your growing needs.

LAN Hardware

The section covers the following hardware technologies as they can be applied to LAN design :

- ❖ Repeaters 
- ❖ Hubs 
- ❖ Bridges 
- ❖ Switches 
- ❖ Routers 
- ❖ Combining hubs, switches, and routers

1. When/why are hubs and switches required ?

Ans. Whenever one needs to form a network among multiples nodes and network devices, a device like hub or switch is needed.

2. How does a hub work ?

Ans. Hub is a multiport repeater, which broadcasts all information to all other ports. It causes unnecessary network traffic. Hence it is called non-intelligent or dumb device. [You can think of a hub as a dumb postman who does not know the house numbers, so he goes to every house and asks the owner if the letter is his ?]

Hub shares the media/bandwidth among all its connected nodes.

- ❑ Hub does not remember devices/computers connected to it, hence broadcasts all information to all connected computers, including the one that sent it.
- ❑ A hub can send or receive information, but it can't do both at a time.

Hub however is an inexpensive way to connect multiple nodes/devices to network.

Using Repeaters

As you know that repeaters are the basic unit used in networks to connect separate segments.

One basic rule of using repeaters is the 5-4-3 Rule. The maximum path between two stations on the network should not be more than 5 segments with 4 repeaters between those segments and no more than 3 populated segments. Following Fig. 14.22 illustrates an example of the 5-4-3 Rule.

Using Bridges

Bridges are used to connect separate segments of a network. They differ from repeaters in that bridges are intelligent devices that operate in the data link layer of the OSI model. Bridges control the collision domains on the network. Bridges also learn the MAC layer addresses of each node on each segment and on which interface they are located.

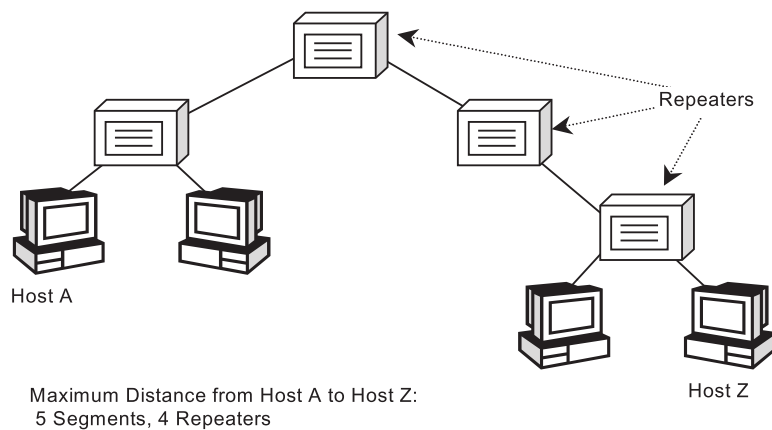


Fig. 14.22 Repeater 5-4-3 Rule.

loop as shown in following figure. Bridges communicate with each other, exchanging information such as priority and bridge interface MAC addresses. They select a root bridge and then implement the *Spanning-Tree Protocol*.

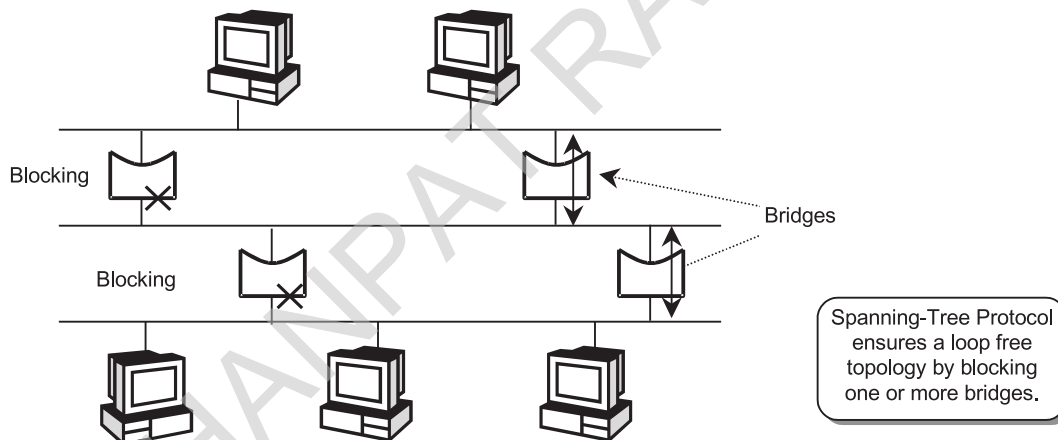


Fig. 14.23 Spanning-Tree Protocol.

3. Why repeaters ?

Ans. When a signal travels along a cable, it tends to lose strength. A repeater is a device that boots or regenerates a network's signal as it passes through and rebroadcasts it.

4. When are repeaters required ?

Ans. Repeater are mainly used for extending the range when the total length of network cable exceeds the standards set, for example, in fast ethernet, this range is 100 meters. And if you have to connect two computers that are more than 100 meters apart you need repeater.

These days, there are wireless repeaters also available. Wireless repeaters extend the range of wireless signals.

For any incoming frame, **bridges forward the frame only if the destination MAC address is on another port or if the bridge is not aware of its location.** The latter is called *flooding*. Bridges filter any incoming frames with destination MAC addresses that are on the same segment from where the frame arrives, they do not forward the frame on.

Bridges implement the **Spanning-Tree Protocol** to build a **loop free network topology.** This means that on a network, one or more bridges may be blocked if they are forming a

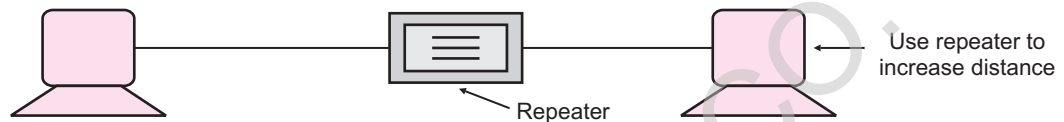
Some interfaces are placed in a hold state, while other bridges will have interfaces in forwarding mode. Look at following figure (Fig. 14.23), note that there is no loop being formed on the network as per spanning-tree protocol.

When to Use Hubs/Bridges/Switches/Routers



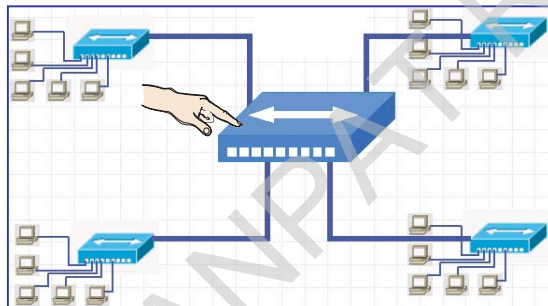
To establish a network between just two computers is easy – you just need to install NIC in both the computers and then attach them using a crossover cable.

If you need to increase the distance between the computers, use **REPEATERS**. Repeaters will themselves amplify and retiming signals.



Using repeaters was fine as long as a business only needed two computers networked. What if a business wanted a third computer attached? Or a fourth?, and so on. What device can now serve the purpose?

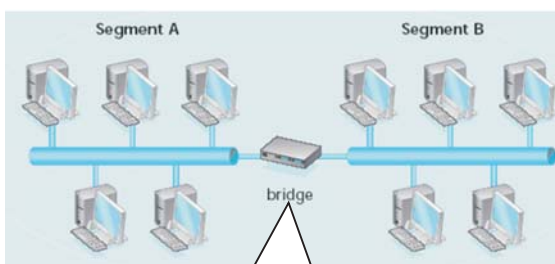
Well, for this use a multi-port repeater called **HUB**. Cascaded hubs in expanded networks



This is multi-port repeater called HUB. Do you know that hubs share bandwidths among all attached devices?

Problem with Hubs

Hubs share bandwidth among all attached devices. Hubs cannot filter traffic. They...*broadcast data* (Broadcasting means data frames are sent to all connected nodes) to all devices.



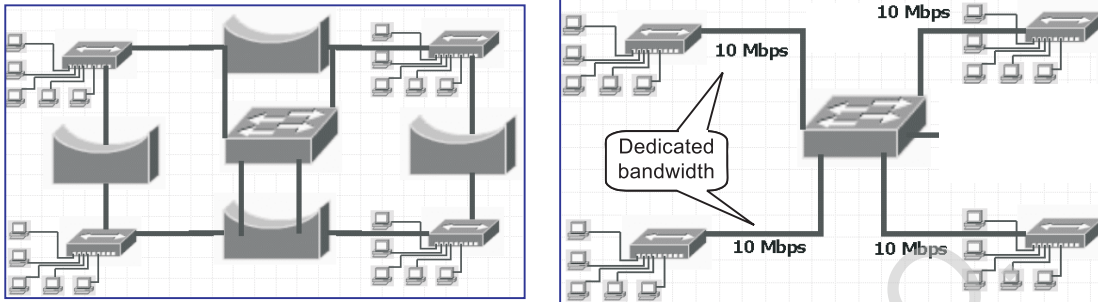
I am a BRIDGE, a smarter hub as I can filter network-traffic based on MAC addresses.

The Solution

The solution for the above problem is to use a smarter hub called a **BRIDGE**. Bridges can filter network traffic based on MAC addresses.

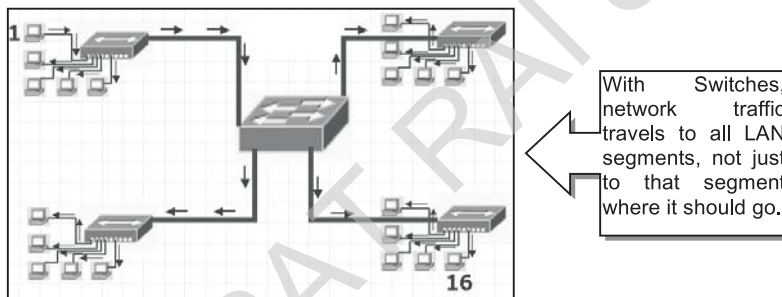
Now the bridges will ensure that traffic goes only to intended segment and not to all segments as with the hubs. As the spanning-tree-protocol ensures that bridges in a network do not form a loop.

A **SWITCH** (or a multiport bridge) can effectively replace the four bridges shown in above figure. It not only replaces the four bridges but also gives each LAN segment a dedicated bandwidths.



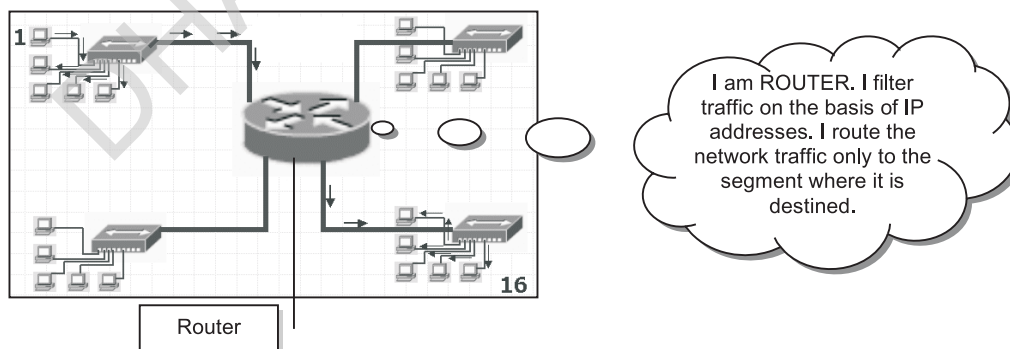
Problem with a Switch

A switch cannot stop traffic (data packets) destined for a different LAN segment from travelling to all other LAN segments.



The Solution

The solution to above problem is a **ROUTER**. The Routers filter network traffic based on IP address. The IP address tells the router which LAN segment the network traffic (data packets) belongs to.



Combining Hubs, Switches, and Routers

- Available in Ethernet and Fast Ethernet, **hubs** are best used in small networks where there are few nodes on the segment. Hubs do not control the broadcasts nor do they filter collision domains on the network. If higher bandwidth is required, use 100 Mbps **hubs**.

- ❖ When the number of nodes on the network grows, move to **switches**.
- ❖ With the cost of switch ports comparable to hubs, use **switches** as the basic network connectivity devices on the network. **Switches** reduce collisions and resolve media contention on the network by providing a collision domain per port.
- ❖ Replace **hubs** with **switches** if the utilization is over 40 percent on Ethernet networks or above 70 percent on Token Ring and FDDI networks.
- ❖ **Switches** cannot resolve broadcast characteristics of protocols, use routers to resolve protocol- related problems.

14.11.1 Network Components Checklists

The following checklists provide a general idea of the components for different types of networks.

For Building a small LAN

- ❖ Clients computers with NICs installed
- ❖ Hub
- ❖ Cabling
- ❖ Networking operating system software.
- ❖ Server

5. How does a switch work ?

Ans. A switch has same job as that of a hub's - *i.e.*, to connect multiple computers. But a switch is a smart device (not dumb as hub). It can identify the intended destination (use MAC address for this) and send the information only to the target computer(s). [Here, a switch is like a smart postman who knows the addresses of the recipients and goes only to the house where the letter is to be delivered.]

A switch does not share the media/bandwidth among all its connected computers.

- No unnecessary traffic generated
- Can send and receive information at the same time.

Switches, however, are expensive than hubs.

6. Difference between hub and switch.

Ans.

Hub	Switch
Repeats the incoming traffic to all connections	Sends traffic only to appropriate connections
Offers single lane connection, hence either send or receive at a time	Establishes two-lane communication, facilitating send and receives at the same time
Shares bandwidth among its connections	Does not share bandwidth, each connection gets full bandwidth
Inexpensive choice	Expensive than hubs

For Connecting Offices and Departments

- ❖ Clients with NICs installed
- ❖ Servers
- ❖ Hubs
- ❖ Switch
- ❖ Cabling
- ❖ Network OS software
- ❖ Router for shared Internet access (optional)

For Connecting Dispersed office sites

- ❖ Clients with NICs installed
- ❖ Servers
- ❖ Hubs
- ❖ Switches
- ❖ Routers at each location for WAN connections/shared Internet access
- ❖ Access server for dialup access for remote users
- ❖ Cabling
- ❖ WAN service (ISDN/leased line etc.)
- ❖ Network OS software

After the above checklists, we are giving below some tables that give a brief description and performance comparison of various network types (these are standard names for network), technology they use and speeds supported by various cable types.

Additional Notes

Infrared technologies vary widely. They can be used for transmitting data between PDAs or cell phones. This technology typically connects at a speed of about 115 Kbps while advanced technologies for connecting 2 networks together between buildings can run as high as 10 Kbps and extend several miles. *Windows XP* supports VFIR (*Very Fast Infrared*), which can transmit at up to 16 Mbps.

Table 14.2 compares various types of networks.

Table 14.2 Network Comparison Chart

Network Type	Cabling	Connector	Maximum Length	Speed
10Base5	RG-8 or RG-11, Thicknet coax	AUI/DIX	500 meters (1640 ft)	10 Mbps
10Base2	RG-58, Thinnet coax	BNC connector	185 meters (607 ft)	10 Mbps
10BaseT	Cat 3, 4, 5, 5e, 6 twisted pair	RJ-45	100 meters (328 ft)	10 Mbps
100Base-TX	Cat 5, 5e, 6			
twisted pair	RJ-45	100 meters (328 ft)	100 Mbps	
100Base-FX	Fiber Optic	ST, SC Connectors for fibre optic cables	2 Kilometers (6562 feet)	200 Mbps
1000Base-T-Gigabit Ethernet	CAT 5, 5e, 6	RJ-45	100 meters (328 ft)	1 Gbps
802.11b	Wireless	No cabling. Uses Access Point (AP) for connection	150+feet	11 Mbps
802.11g	Wireless	No cabling. Uses Access Point (AP) for connection	150+feet	54 Mbps
Infrared	N/A	No cabling. Uses direct line of sight connections	Varies	Up to 16 mbps

This next table (Table 14.3) lists the transmission speeds of the various cable types.

Table 14.3 Transmission Speeds of Cables

Transmission Medium	Transmission Speed
Thicknet Coax	10 Mbps
Thinnet Coax	10 Mbps
Cat 2 twisted pair	4 Mbps
Cat 3 twisted pair	10 Mbps
Cat 4 twisted pair	16 Mbps
Cat 5 twisted pair	100 Mbps
Cat 5e twisted pair	1 Gbps
Cat 6 twisted pair	10 Gbps
Fiber Optic	100 Mbps – 2 Gbps
802.11b	11 Mbps
802.11g	54 Mbps

Choose Twisted Pair when.....

1. Low Cost – It is Cheap
2. Easy Installation – Easy to work with
3. No High Speed data requirements – It has Low data rate (Limited data rate (100MHz) and limited bandwidth (1MHz)
4. Transmission over a Short range

Other Important factors

- ❖ If used for Analog transmission – Amplifiers required every 5 km to 6 km
- ❖ If used for Digital transmission – Repeaters required every 2 km or 3 km (with fast Ethernet, every 100 mts)
- ❖ Susceptible to interference and noise

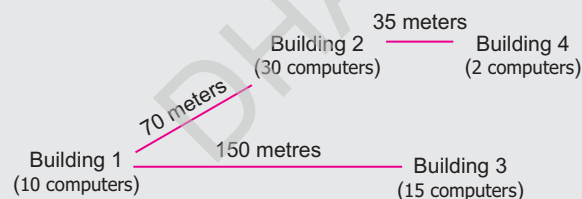
Choose Coaxial Cable when...

1. Television signal distribution has to take place
 - ❖ Ariel to TV
 - ❖ Cable TV
2. Long distance telephone transmission has to take place – Can carry 10,000 voice calls simultaneously
3. Short distance computer systems links required
4. Local area networks are to be formed among some computers

Other Important factors

- ❖ If used for Analog transmission – Amplifiers are required every 5 km to 6 km
- ❖ If used for Digital transmission – Repeaters are required every 1 km

7. Given the following layout, suggest and justify the placement of repeaters and switch/hub.



Ans. Placement of Repeater should be between Building 1 and Building 4 as their distance exceeds 100 meters.

Placement of Hub/Switch should be in Building 1, Building 2 and Building 2 as all these contain more than 2 computers.

In building2, however, the 2computers can be connected directly.

Choose Fibre Optics when....

1. Greater Data capacity required –Data rates of hundreds of Gbps
2. Lower attenuation is required
3. Secure transmission is desired
4. Cost does not matter – most expensive of guided media

Other Important factors

- ❖ Greater repeater spacing – 10s of km at least, *i.e.*, Repeater required every 10 kms

Choose Radio Waves when...

1. long distances are to be covered
2. Signals must be able to penetrate walls, buildings
3. Transmission must be omnidirectional (in all directions)

Other important factors

- ❖ Health hazards involved

Choose Microwave when...

1. Transmission should be in directional, in a specific direction straight line;
2. cheaper than other unguided media
3. can be used for long-distance telephone service

Other Important Factors

- ◆ Requires repeaters every 30 miles; Because of Line-of-sight transmission, curvature of the earth requires stations every 30 miles.

Choose Satellite when...

1. When the transmission has to take place over a very large area of Earth
2. Can be used for long distance Television distribution and Long-distance telephone transmission

Other important factors...

- ◆ expensive towers and repeaters
- ◆ subject to interference such as passing airplanes and rain

Choose Infrared when....

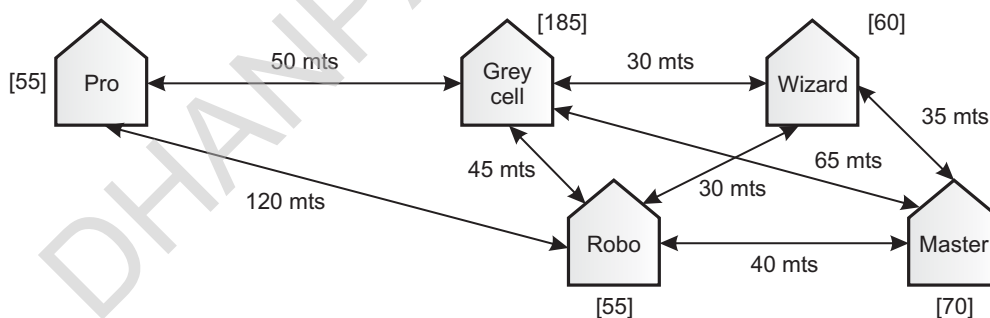
1. you want to transmit without any licensing hassles — no license needed

Other important factors

- ◆ cannot penetrate solid walls

Example

Lantastic corporation caters to many high profile clients and has 6 buildings where it runs its operations (shown below)



The distances between buildings are shown through $\leftarrow \text{distance} \rightarrow$ in above diagram. The numbers in [] indicate number of computers in each building i.e.,

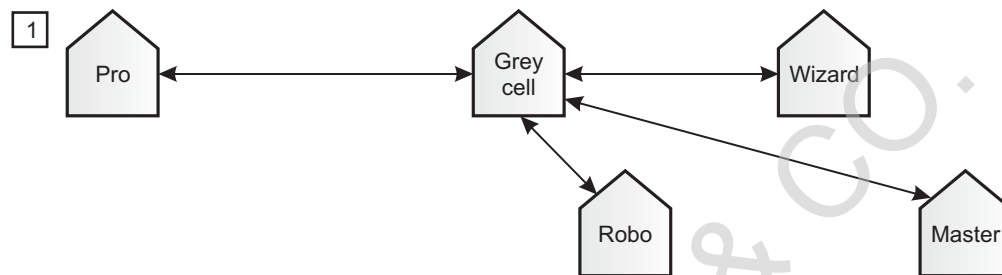
- ◆ Building **Pro** has 55 computers
- ◆ Building **Greycell** has 185 computers
- ◆ Building **Wizard** has 60 computers
- ◆ Building **Robo** has 55 computers
- ◆ Building **Master** has 70 computers

Answer the following questions on the basis of above given information :

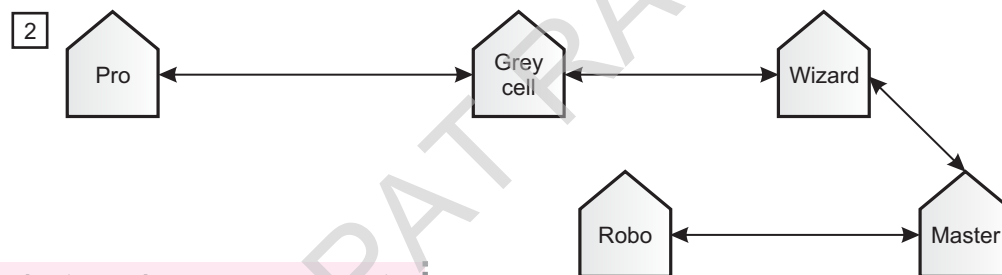
- (a) Suggest the possible cable layouts for the buildings.

- (b) Where would you suggest the placement of server ?
 (c) Suggest the cable type that should be used.
 (d) The management wants that the network traffic should be minimized. For this which network device would you suggest out of the following devices and why ?
 (i) hub (ii) repeater (iii) bridge.

Solution. (a) The possible cable layouts can be :



(Total cable length required to connect buildings through this layout = 190 mts)



(Total cable length required to connect buildings = 155 mts)



- What is a modem ? Name two categories of modems.
- Define the following : (i) RJ-45 (ii) Ethernet (iii) Ethernet card (iv) hub (v) switch.
- Define the following :
 (i) Protocol (ii) Host (iii) Repeater (iv) Bridge (v) Router (vi) Gateway.
- Briefly explain file transfer protocol.
- What is protocol ? Name some commonly used protocols.
- What is TCP/IP ? What is HTTP ?
- What is the purpose of using a gateway in context of networking ?
- What is the purpose of using a repeater in context of networking ?
- What is 80 – 20 rule of network design ?
- Which of the following (i) is not a broadcast device (ii) offers a dedicated bandwidth ?
 (a) repeater (b) bridge (c) hub (d) switch

(b) As per **80-20** rule, the server should be placed in the building with maximum number of computers. Thus, we suggest that the server should be placed in *Grey Cell* building.

(c) *Thicknet coax* cable as these can support networks of upto 500 meters (1640 ft)

(d) To minimize traffic, we should try to stop data broadcast and for this *bridge* is ideally suited. This is because a bridge does not broadcast data rather it identifies the destination segment depending upon the receiver's MAC address.



14.12 COMMUNICATION PROTOCOLS

A *protocol* means the rules that are applicable for a network. Protocol defines standardized formats for data packets, techniques for detecting and correcting errors and so on.

To understand the concept of a communication protocol, let us assume that *A* and *B* need to talk to one another. They want to exchange their ideas. But it turns out that, both, *A* and *B* are egoists. They start talking again simultaneously, then pause for breath simultaneously, and then start talking again. Now imagine the confusion and chaos. To avoid it, they must follow a set of rules while talking. For instance, say first *A* must talk, then he/she must give *B* a chance to put forward his/her ideas, and so on. This common set of rules would be known as communication protocol for *A* and *B*.

A protocol is “a formal description of message formats and the rules that two or more machines must follow to exchange those messages.” We need protocols every time we want to do something on another computer. Every time we want to print something on a network printer we need protocols. Every time we want to download a file we need protocols. Every time we want to save our work on disk, we don’t need protocols – unless the disk is on a network file server. Usually multiple protocols will be in use simultaneously. For one

Protocol A Protocol is a formal description of message formats and the rules that two or more machines must follow to exchange those messages.

thing, computers usually do several things at once, and often for several people at once. Therefore, most protocols support *multitasking*¹¹. Also, one operation can involve several protocols. For example, consider the NFS (Network File System) protocol. A write to a file is performed with an NFS operation, that uses another protocol to perform a function call on a remote host, that uses another protocol to deliver a datagram to a port on a remote host, that uses another protocol to deliver a datagram on an Ethernet, and so on.

Some most common protocols are being discussed below.

14.12.1 HTTP (Hypertext Transfer Protocol)

The **Hypertext Transfer Protocol** (HTTP) is an application-level protocol with the lightness and speed necessary for distributed, collaborative, hypermedia information systems. It is a generic, stateless, object-oriented protocol which can be used for many tasks, such as name servers and distributed object management systems, through extension of its request methods (commands). A feature of HTTP is the typing of data representation, allowing systems to be built independently of the data being transferred. HTTP has been in use by the World-Wide Web global information initiative since 1990.

Practical information systems require more functionality than simple retrieval, including search, front-end update, and annotation. HTTP allows an open-ended set of methods to be used to indicate the purpose of a request. It builds on the discipline of reference provided by the *Uniform Resource Identifier* (URI), as a *location* (URL) or *name* (URN), for indicating the resource on which a method is to be applied. Messages are passed to HTTP in a format similar to that used by Internet Mail and *Multipurpose Internet Mail Extensions* (MIME). HTTP is also used as a generic protocol for communication between user agents and proxies/gateways to other

NOTE

HTTP (Hypertext Transfer Protocol) is the set of rules for transferring hypertext (*i.e.*, text, graphic, image, sound, video etc.) on WWW (World Wide Web)

11. Multitasking is a capability of a computer (in fact its CPU) to handle two or more tasks simultaneously.

Internet protocols, such as SMTP, NNTP, FTP, Gopher and WAIS, allowing basic hyper-media access to resources available from diverse applications and simplifying the implementation of user agents.

The HTTP protocol consists of two fairly distinct items : the set of requests from browsers to servers and the set of responses going back to the other way. Although HTTP was designed for use in the web, it has been intentionally made more general than necessary with an eye to future object-oriented applications.

The HTTP has various built-in request methods which allow users to read a web page, or to read a web page's header, or to store a webpage, or to append to a named resource, or to remove the web page or to connect two existing resources or to break an existing connection between two resources.

14.12.2 FTP (File Transfer Protocol)

One of the original services on the internet was designed to allow for transferring files from one system to another. It goes by the name *ftp* which stands for *file transfer protocol*.

FTP (File Transfer Protocol) is a standard for the exchange of files across Internet.

Files of any type can be transferred, although you may have to specify whether the file is an ASCII or binary file. They can be transferred to any system on the Internet provided that permissions are set accordingly.

FTP offers these advantages :

- (i) It is very useful to transfer files from one network in an organization to another.
- (ii) It is an effective way to get a geographically dispersed group to co-operate on a project.
- (iii) It is a potent and popular way to share information over the internet.

Objectives of FTP are :

- to promote sharing of files (computer programs and/or data) ;
- to encourage indirect or implicit (via programs) use of remote computers ;
- to shield a user from variations in file storage systems among hosts ; and
- to transfer data reliably and efficiently. FTP, though usable directly by a user at a terminal, is designed mainly for use by programs.

FTP isn't just the name of the protocol ; it is also the name of a program or command. Issue the command by typing *ftp* followed by the address of another site, and press enter.

FTP works as a client/server process. You give the command *ftp* using a remote address such as the following :

FTP newday.horizon.com

The *ftp* running on your system is client to an *FTP* process that acts as server on *newday.horizon.com*. You issue commands to the *ftp* process at *newday*, and it responds appropriately.

This protocol is mainly concerned with transfer of file.

14.12.3 TCP/IP (Transmission Control Protocol/Internet Protocol)

TCP/IP is a layered set of protocols. In order to understand what this means, it is useful to look at an example. A typical situation is sending mail. First, there is a protocol for mail. This defines a set of commands which one machine sends to another, *e.g.*, commands to specify who the sender of the message is, who it is being sent to, and then the text of the message. However this protocol assumes that there is a way to communicate reliably between the two computers. Mail, like other application protocols, simply defines a set of commands and messages to be sent. It is designed to be used together with TCP and IP. *TCP is responsible for making sure that the commands get through to the other end. It keeps*

track of what is sent, and retransmits anything that did not get through. If any message is too large for one datagram, e.g., the text of the mail, TCP will split it up into several datagrams, and make sure that they all arrive correctly. Since these functions are needed for many applications, they are put together into a separate protocol, rather than being part of the specifications for sending mail. You can think of TCP as forming a library of routines that applications can use when they need reliable network communications with another computer. Similarly, TCP calls on the services of IP. Although the services that TCP

TCP/IP is the base communication protocol of the Internet. IP part of TCP/IP uses numeric IP addresses to join network segments and TCP part of TCP/IP provides reliable delivery of messages between networked computers.

supplies are needed by many applications, there are still some kinds of applications that don't need them. However there are some services that every application needs. So these services are put together into IP. As with TCP, you can think of IP as a library of routines that TCP calls on, but which is also available to applications that don't use TCP. This strategy of building several levels of protocol is called "layering". We think of the application programs such as mail, TCP, and IP, as being separate "layers", each of which calls on the services of the layer below it.

Generally, TCP/IP applications use *four* layers :

- (i) an application protocol such as mail
- (ii) a protocol such as TCP that provides services need by many applications
- (iii) IP, which provides the basic service of getting datagrams to their destination
- (iv) the protocols needed to manage a specific physical medium, such as Ethernet or a point to point line.

TCP/IP is based on the "catenet model". This model assumes that there are a large number of independent networks connected together by gateways. The user should be able to access computers or other resources on any of these networks. Datagrams will often pass through a dozen different networks before getting to their final destination. The routing needed to accomplish this should be completely invisible to the user. As far as the user is concerned, all he need to know in order to access another system is an "Internet address". This is an address that looks like 128.64.194. It is actually a 32-bit number. However it is normally written as 4 decimal numbers, each representing 8 bits of the address. (The term "octet" is used by Internet documentation for such 8-bit chunks. The term "byte" is not used, because TCP/IP is supported by some computers that have byte sizes other than 8 bits).

Generally the structure of the address gives you some information about how to get to the system. For example, 128.6 is a network number assigned by a central authority to Rutgers University. Rutgers uses the next octet to indicate which of the campus Ethernets is involved. 128.6.4 happens to be an Ethernet used by the Computer Science Department. The last octet allows for up to 254 systems on each Ethernet. (It is 254 because 0 and 255 are not allowed.) Note that 128.6.4.194 and 128.6.5.194 would be different systems. Of course we normally refer to systems by name, rather than by Internet address. When we specify a

Datagram A Datagram is a collection of the data that is sent as a single message.

name, the network software looks it up in a database, and comes up with the corresponding Internet address. Most of the network software deals strictly in terms of the address. TCP/IP is built on "connectionless" technology. Information is transferred as a sequence of "datagrams".

Each of these datagrams is sent through the network individually. There are provisions to open connections (*i.e.*, to start a conversation that will continue for some time). However at some level, information from those connections is broken up into datagrams, and those datagrams are treated by the network as completely separate.

For example, suppose you want to transfer a 15000 octet file. Most networks can't handle a 15000 octet datagram. So the protocols will break this up into something like thirty 500-octet datagrams each. Each of these datagrams will be sent to the other end. At that point, they will be put back together into the 15000-octet file. However while those datagrams are in transit, the network doesn't know that there is any connection between them. It is perfectly possible that datagram 14 will actually arrive before datagram 13. It is also possible that somewhere in the network, an error will occur, and some datagram won't get through at all. In that case, that datagram has to be sent again. Note by the way that the terms "datagram" and "packet" often seem to be nearly interchangeable. Technically, datagram is the right word to use when describing TCP/IP. A datagram is a unit of data, which is what the protocols deal with. A packet is a physical thing, appearing on an Ethernet or some wire. In most cases a packet simply contains a datagram, so there is very little difference. However they can differ at times.

14.12.4 SLIP/PPP

SLIP is for delivering IP packets over dial-up lines ;
PPP is for transmitting IP packets over serial lines.

Slip (Serial Line Internet Protocol)

Serial Line IP (SLIP) was the first protocol for relaying IP packets over dial-up lines. It defines an encapsulation mechanism, but little else. There is no support for dynamic address assignment, link testing, or multiplexing different protocols over a single link. SLIP has been largely supplanted by PPP.

PPP (Point to Point Protocols)

PPP is the Internet Standard for transmission of IP packets over serial lines. The Point-to-Point Protocol (PPP), is currently the best solution for dial-up Internet connections, including ISDN. PPP is a layered protocol, starting with a Link Control Protocol (LCP) for link establishment, configuration and testing. Once the LCP is initialized, one or many of several Network Control Protocols (NCPs) can be used to

transport traffic for a particular protocol suite. The IP Control Protocol (IPCP), permits the transport of IP packets over a PPP link (see Fig. 14.24). PPP supports both synchronised and unsynchronised lines.

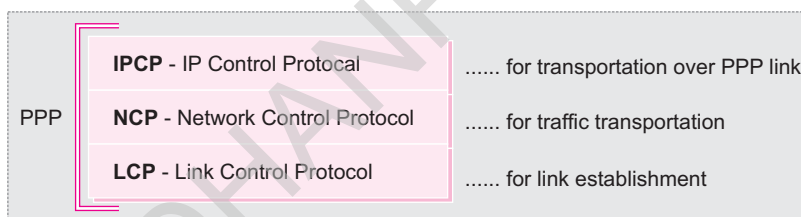


Fig. 14.24 Layered PPP.

SLIP/PPP Overview

As we all are aware of the fact that a direct connection to the Internet represents the ultimate mode of access. But a direct connection (generally through leased lines) is too expensive for an individual user. The individual user rather shall opt for a dial-up connection, and this is where role of SLIP/PPP begins.

A compromise between a direct Internet connection and a dial-up connection is to use SLIP or PPP. Both SLIP and PPP are similar in many ways, hence we shall be referring to them as SLIP/PPP henceforth.

SLIP/PPP provides the ability to transport TCP/IP traffic over serial line (e.g., telephone lines) between two computers. Both of these computers are supposed to run some sort of TCP/IP based network software. This enables a home user to avail direct

Internet access for her own PC via a simple modem and a telephone line, at a very low cost. The SLIP/PPP enables one to run one's favourite GUI based browser, ftp client etc. for one's own PC.

SLIP/PPP provides a form of direct Internet connection in the sense that :

- ❖ The home user's computer has a communications link to the Internet even if it is via a service provider (ISP).
- ❖ The home user's computer has the networking software that can speak TCP/IP with other computers on the Internet.
- ❖ The home user's computer has an identifying address (IP address) at which it can be contacted by other computers on Internet.

14.13 WIRELESS/MOBILE COMPUTING

This section is going to discuss about wireless and mobile computing technologies. But before discussing various wireless and mobile technologies, you must be clear about what wireless and mobile computing is and the difference between the two.

14.13.1 Wireless vs. Mobile Computing

Wireless refers to the method of transferring information between a *computing device*, such as a personal data assistant (PDA), and a *data source*, such as an agency database server, without a physical connection. Not all wireless communications technologies are mobile.

Wireless communication

Wireless communication is simply data communication without the use of landlines.

Mobile simply describes a computing device that is not restricted to a desktop. A mobile device may be a PDA, a "smart" cell phone or Web phone, a laptop computer, or any one of numerous other devices that allow the user to complete computing tasks without being tethered, or connected, to a network. Mobile computing does not necessarily require wireless communication. In fact, it may not require communication between devices at all.

Mobile computing Mobile computing means that the computing device is not continuously connected to the base or central network.

Wireless communication is simply data communication without the use of landlines. This may involve cellular telephone, two-way radio, fixed wireless, laser, or satellite communications. Here the computing device is continuously connected to the base network.

Mobile, or "untethered," computing means that the computing device is not continuously connected to the base or central network. Mobile devices include PDAs, laptop computers, and many of today's cell phones (aptly called "smart phones"). These products may communicate with a base location with or without a wireless connection.

Following list gives you an idea of different computing devices, which can be either wireless or mobile or both.

Wireless vs. Mobile		Examples
×	×	Stationary computer
×	✓	Notebook in a hotel
✓	×	Wireless LANs in historic buildings
✓	✓	Personal Digital Assistant (PDA)
✓	✓	Smart phones, pagers

14.13.2 Wireless/Mobile Computing Technologies

Let us now talk about various technologies and interfaces used for wireless and mobile computing.

1. GSM

GSM is short for *Global System for Mobile communications*, which is one of the leading digital cellular systems. The GSM standard for digital cell phones was established in Europe in the mid 1980s. GSM has now become the international standard in Europe, Australia and much of Asia and Africa.

NOTE

TDMA works by dividing a radio frequency into time slots and then allocating slots to multiple calls. In this way, a single frequency can support multiple, simultaneous data channels.

In covered areas, cell-phone users can buy one phone that will work anywhere where the standard is supported. To connect to the specific service providers in these different countries, GSM users simply switch **subscriber identification module (SIM)** cards. *SIM cards are small removable disks that slip in and out of GSM cell phones.* They store all the connection data and identification numbers you need to access a particular wireless service provider. Unfortunately, the 1900-MHz GSM phones used in the United States are not compatible with the international system.

GSM uses narrowband TDMA, which allows eight simultaneous calls on the same radio frequency. TDMA is short for *Time Division Multiple Access*, a technology for delivering digital wireless service using time-division multiplexing (TDM). TDMA works by dividing a radio frequency into time slots and then allocating slots to multiple calls. In this way, a single frequency can support multiple, simultaneous data channels.

GSM digitizes and compresses voice data, then sends it down a channel with other streams of user data, each in its own time slot. GSM systems use **encryption** to make phone calls more secure. GSM operates in the 900-MHz and 1800-MHz bands in Europe and Asia, and in the 1900-MHz (sometimes referred to as 1.9-GHz) band in the United States. It is used in digital cellular and **PCS-based** systems. GSM is also the basis for **Integrated Digital Enhanced Network (IDEN)**, a popular system introduced by Motorola and used by Nextel.

NOTE

GSM uses narrowband TDMA, which allows eight simultaneous calls on the same radio frequency.

What is a SIM card ?

The SIM – Subscriber Identity Module – is a chip card, the size of a first class postage stamp. It is a key element in over 600 million GSM (*Global System for Mobile*) mobile phones – representing about 70 percent of the mobile handset market.

A SIM is actually a tiny computer chip that gives a cellular device its unique phone number. It has memory (for data and applications), a processor and the ability to interact with the user. Current SIMs typically have 16 to 64 kb of memory, which provides plenty of room for storing hundreds of personal phone numbers, text messages and other data.

2. CDMA

CDMA is short for *Code-Division Multiple Access*, a digital cellular technology that uses *spread-spectrum* techniques. Unlike competing systems, such as GSM, that use TDMA, CDMA does not assign a specific frequency to each user. Instead, every channel uses the full available spectrum. Individual conversations are encoded with a pseudo-random digital sequence. CDMA is a form of *spread spectrum*, which simply means that data is sent in small pieces over a number of the discrete frequencies available for use at any time in

NOTE

CDMA (Code Division Multiple Access) uses a spread-spectrum technique where data is sent in small pieces over a number of discrete frequencies. Each user's signal is spread over the entire bandwidth by unique spreading code. At the receiver end, the same unique code is used to recover the signal.

the specified range. All of the users transmit in the same **wide-band** chunk of spectrum. Each user's signal is spread over the entire bandwidth by a **unique spreading code**. At the receiver end, that same unique code is used to recover the signal.

CDMA is a military technology first used during World War II by the English allies to foil German attempts at jamming transmissions. The allies decided to transmit over several frequencies, instead of one, making it difficult for the Germans to pick up the complete signal.

3. WLL

Wireless in Local Loop (WLL or WiLL), is meant to serve subscribers at homes or offices. **Wireless local loop** is analogous with local telephone service, but much more capable. A WLL system serves a local area by deploying a multiplicity of multichannel *transmit/receive base stations (transceivers)* that are within line-of-site of the intended customers. Each customer is equipped with a *mini-station of low power*, into which the telephone (or PBX) is connected. The WLL unit consists of *a radio transceiver* and the *WLL interface* assembled in one metal box. Two cables and a telephone connector are the only outlets from the box; one cable connects to a directional antenna and a phone receptacle to connect to a common telephone set. A fax or modem could also be connected for fax or computer communication.

In WLL services, the telephone provided is expected to be as good as wired phone. Its voice quality must be high – a subscriber carrying out long conversation must not be irritated with quality; one must be able to use speakerphones, cordless phones and parallel phones. The telephone must support fax and modem communications and should be connectable to a Public

When calls are made from the telephone, it signals the *base station* for a connection, which is subsequently established through a *switch center*, exactly as in conventional telephony. An incoming call is identified at the *switch center* and routed to the *base station* assigned to serve the telephone being called. The wireless connection is then made, and the call is completed in a conventional manner.

The point-to-point signal transmissions occur through the air over a terrestrial microwave platform rather than through copper or fiber cables; therefore, fixed wireless does not require satellite feeds or local phone service. The advantages of fixed wireless include the ability to connect with users in remote areas without the need for laying new cables and the capacity for broad bandwidth that is not impeded by fiber or cable capacities.

The WLL system can operate with GSM Handsets/Mobile Units, as well as with GSM compatible Subscriber Units. The system is transparent to the Central Office and subscribers, and interfaces with the most standard Central Office Switches and subscriber telephone equipment.

NOTE

WLL is a system that connects subscribers to the public switched telephone network (PSTN) using radio signals as a substitute for other connecting media.

Advantages of WLL

- (i) Lacking exterior plant, reliability is greatly enhanced; as well designed WLL facilities do not significantly suffer from *weather damage, vandalism, and accidents*.
- (ii) WLL system offers better bandwidth than traditional telephone systems.
- (iii) Most important, because the WLL system has much better bandwidth than traditional telephone systems, superior customer service features and quality can be provided.
- (iv) WLL systems support high quality data transmission, signaling services, and all the most advanced customer service features.

GPRS GPRS is a technology for radio transmission of small packets of data esp. between mobile devices and Internet.

4. GPRS

GPRS is the abbreviation for **General Packet Radio Service**. GPRS is used for wireless communication using a mobile device. With this service you can access the Internet, send emails and large data. You can also watch real time News, download games and watch movies.

How does GPRS work?

You must be aware of how files are transferred from one location to another on your computer. They are broken down into Packets and sent across. Similarly GPRS also uses the same function to transfer data through a network. The information is split into smaller units or Packets and sent through the network and is reassembled at the receiving end. GPRS provides a high-speed data transfer, typically between 56 Kbits per second to 114 k bits per second. A user of the GPRS network is charged only on the amount of data is sent or received as opposed to the duration of the connection.

5. 1G, 2G, 3G and 4G Networks

The "G" in wireless networks refers to the "generation" of the underlying wireless network technology.

Technically generations are defined as follows :

1G networks (NMT, C-Nets, AMPS, TACS) are considered to be the first analog cellular systems, which started early 1980s. There were radio telephone systems even before that. 1G networks were conceived and designed purely for voice calls with almost no consideration of data services (with the possible exception of built-in modems in some headsets).

NOTE

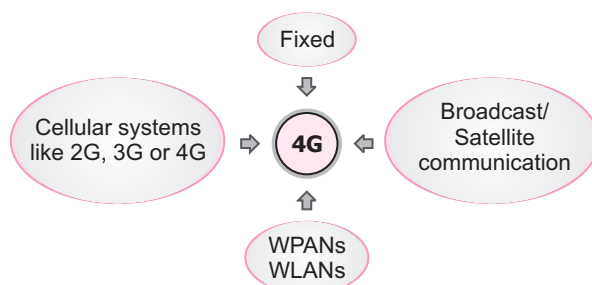
3G (Third Generation) mobile communications technology is a broadband, packet-based transmission of *text, digitized voice, video, and multimedia* at data rates up to and possibly higher than *2 megabits per second (Mbps)*, offering a consistent set of services to mobile computer and phone users no matter where they are located in the world.

2G networks (GSM, CDMAOne, D-AMPS) are the first digital cellular systems launched early 1990s, offering improved sound quality, better security and higher total capacity. GSM supports circuit-switched data (CSD), allowing users to place dial-up data calls digitally, so that the network's switching station receives actual ones and zeroes rather than the screech of an analog modem.

2.5G networks (GPRS, CDMA2000 1x) are the enhanced versions of 2G networks with theoretical data rates up to about 144 kbit/s. GPRS offered the first always-on data service.

3G networks (UMTS FDD and TDD, CDMA2000 1x EVDO, CDMA2000 3x, TD-SCDMA, Arrib WCDMA, EDGE, IMT-2000 DECT) are newer cellular networks that have data rates of 384kbit/s and more.

The UN's IMT-2000 standard requires stationary speeds of 2Mbps and mobile speeds of 384kbps for a "true" 3G.



4G networks. 4G is all about faster Internet speeds – it offers no improvement in making calls or sending texts but very fast web-experience compared to 3G. Fourth generation (4G) technology offers many advancements to the wireless market such as *downlink data rates well over 100 Mbps, low latency, very efficient spectrum use and low-cost implementations.*

4G is all about **convergence**; convergence of wired and wireless networks, wireless technologies including GSM, wireless LAN, and Bluetooth as well as computers, consumer electronics, communication technology and several others.

4G wireless technology is also referred to by “**MAGIC**” which stands for *Mobile multimedia, Any-where, Global mobility solutions over, Integrated wireless and Customized services*.

NOTE

4G is a Mobile multimedia, Network System with anytime anywhere Global mobility support, integrated wireless solution, and Customized Personal Service.

4G is an all IP-based integrated system will be capable to provide 100 Mbps for high mobility and 1 Gbps for low mobility, with end-to-end QoS and high security, and will offer *various services at any time as per user requirements, anywhere with seamless interoperability, at affordable cost*. The user services include *IP telephony, ultra-broadband Internet access, gaming services and High Definition Television (HDTV) streamed multimedia*. Underneath 4G will use technologies like WiMAX and LTE (Long Term Evolution) etc.

6. Some More Mobile Communication Technologies

Mobile communication technologies are ever evolving. Some other mobile communication technologies are listed below :

EV-DO

Shorthand for CDMA2000 1xEV-DO (also known as IS-856), a CDMA based 3G technology developed by Qualcomm and supported by the 3GPP2 that builds on 1X and supports entirely packet based networks. Rev A, the most deployed version of the technology, is capable of peak rates of 3.1 Mbit/s in a 1.25 MHz channel.

HSPA

High Speed Packet Access is an amalgamation of High Speed Downlink Packet Access (HSDPA) and High Speed Uplink Packet Access (HSUPA) that supports increased peak data rates of up to 14 Mbit/s in the downlink and 5.76 Mbit/s in the uplink. Evolved HSPA (also known as HSPA+) is a wireless broadband standard that provides data rates up to 84 Mbit/s in the downlink and 22 Mbit/s in the uplink (per 5 MHz carrier) with MIM) technologies and higher order modulation.

IMS

IP Multimedia Subsystem is an architectural framework for delivering Internet Protocol (IP) multimedia services, originally designed by the 3GPP as a part of the vision for evolving mobile networks beyond GSM.

LTE (Long Term Evolution)

A OFDMA based 3GPP standard, generally branded as 4G, that uses an all-IP flat network architecture and is capable of peak downlink speeds 100 Mbit/s and uplink speeds of 50 Mbit/s when deployed in a 20 MHz channel, and even higher rates if used with MIMO to deploy LTE in multiple channels.

X LTE-Advanced

A 3GPP standard that builds off LTE, offering even greater channel flexibility and peak data rates of more than 1 Gbit/s.

WiMax (Worldwide Interoperability for Microwave Access)

WiMax refers to set of implementations of the IEEE's 802.16 wireless network standards supported by the WiMax Forum, which certifies vendor equipment to ensure interoperability. WiMax requires an all-IP, network architecture and makes uses of OFDMA, and generally uses unpaired.

WiMax 2

The common name for 802.16m, which is truly 4G WiMax technology capable of mobile data speeds up to 120 Mbit/s in a single 20 MHz channel. 802.16m will succeed 802.16e, with which it is backwards compatible.

7. Mobile Processors

As per *Mobile World Congress 2017*, there will be about Five billion mobile phone users in 2017 in India. The popularity of mobile phones of today is because one small machine is capable of serving your various needs like communications, *text creation, sending receiving messages, calculator, alarm clock, audio video recording, camera, music player* etc.

All this and even more is delivered to you in a small compact machine. All this is made possible by one essential and often-overlooked element that's largely responsible for the speed, efficiency, and *battery life* of your smartphone—the **processor**.

Let's take a look at various parts of the processor that work together to enable seamless actions.

- ❖ **CPU, or Central Processing Unit.** It receives commands, makes instant calculations, and sends signals throughout your device.
- ❖ **GPU, or Graphics Processing Unit.** The GPU assists the CPU by handling the visuals, even for games and other graphically-rich applications.
- ❖ **Camera ISP (Image Signal Processor).** It provides instant image capture, high-resolution support, image stabilization, and other image enhancements.
- ❖ **Audio and Video.** It is a dedicated processing unit for handling audio and video.
- ❖ **Radio (RF Transceiver) & 3G/4G Modem.** The RF Transceiver receives and transmits voice connections and the modem enables your phone to send and receive digital signals over high-speed cellular wireless network or Wi-Fi connection.

Smartphones or the mobile phones you use today claim about their performance only because of the capabilities and power of their processors. Some mobile processors of today's age are :

Qualcomm Snapdragon *Snapdragon 835, Snapdragon 820* etc. ;

Samsung EXYNOS 8890, 7570, 7420 etc. ;

Huawei KIRIN 960, 955, 950 etc. ;

Nvidia TEGRA X1, K1 etc. ;

MediaTek Helio P10, P20, X20, X30 etc. ;

Apple A8, A9, A10 etc.

8. SMS

Short Message Service (SMS) is the transmission of short text messages to and from a mobile phone, fax machine and/or IP address. Messages must be no longer than some fixed number of alpha-numeric characters and contain no images or graphics.

NOTE

Short Message Service (SMS) is the transmission of short text messages to and from a mobile phone, fax machine and/or IP address.

Once a message is sent, it is received by a *Short Message Service Center (SMSC)*, which must then get it to the appropriate mobile device.

To do this, the SMSC sends a SMS Request to the *home location register (HLR)* to find the roaming customer. Once the HLR receives the request, it will respond to the SMSC with the subscriber's status : (1) inactive or active (2) where subscriber is roaming.

9. Chat

Chatting is the most fantastic thing on Internet. Chatting is like a text-phone. In a telephonic conversations, you say something, people hear it and respond, you hear their responses on the spot and can reply instantly. In the same manner, in chatting, you type a message on your screen, which is immediately received by the recipient ; then the recipient can type a message in response to your message, which is received by you instantly.

Chatting Online textual talk, in real time, is called Chatting.

Video Conferencing

A two-way videophone conversation among multiple participants is called Video Conferencing.

10. Video Conferencing

The next dimension in Internet communication is the videophone. People who have a multimedia PC with a camera and video compression hardware, access to Internet over an ordinary telephone line, and videophone software can see each other while talking, which is what is called *video conferencing*.

11. Protocols for Chat and Video Conferencing

With the advent of Internet, communication formats such as chat and video-conferencing etc have gained popularity. In this section, we shall talk about some common chat and video conferencing protocols.

- ❖ Most common chat protocol is **IRC** (Internet Relay Chat)
- ❖ Most common video-conferencing protocols are: **H.323** and **SIP** (Session Initiation Protocol)

Chat protocol IRC

The IRC (Internet Relay Chat) protocol is a simple, text-based conferencing protocol, involving a number of users spread across a number of interconnected servers. These users may chat with other individual users, or may chat with groups of users on "channels" – what other chat systems refer to as "rooms" or "chat rooms".

A typical setup in *Internet Relay Chat (IRC)* network involves a single process (the server) forming a central point for clients (or other servers) to connect to, performing the required message delivery/multiplexing and other functions. The server forms the backbone of IRC, providing a point to which clients may connect to talk to each other, and a point for other servers to connect to, forming an IRC network. The only network configuration allowed for IRC servers is that of a spanning tree where each server acts as a central node for the rest of the net it sees.

Video-conferencing protocol H.323

H.323 is a standard that specifies the components, protocols and procedures that provide multimedia communication services - real-time audio, video, and data communications - over packet-based networks (including the Internet). H.323 is part of a family of ITU-T (International Telecommunications Union) recommendations called

Two popular video-conferencing protocols are :

- H.323
- SIP

H.32x that provides multimedia communication services over a variety of networks. These standards define how components that are built in compliance with H.323 set up calls, exchange compressed audio and video, participate in multiunit conferences, and operate with non-H.323 endpoints.

H.323 provides various services and, therefore, can be applied in a wide variety of areas - consumer, business, and entertainment applications. It can be applied in a variety of mechanisms :

- ◆ audio only (IP telephony);
- ◆ audio and video (video telephony);
- ◆ audio and data;
- ◆ and audio, video and data.
- ◆ H.323 can also be applied to multipoint-multimedia communications.

Video-conferencing protocol SIP

SIP, short for **Session Initiation Protocol** is an IP telephony signaling protocol used to establish, modify and terminate VOIP telephone calls. SIP works with both IPv4 and IPv6. For Internet telephony sessions, SIP works as follows :

Callers and callees are identified by SIP addresses. When making a SIP call, a caller first locates the appropriate server and then sends a SIP request. The most common SIP operation is the invitation. Instead of directly reaching the intended callee, a SIP request may be redirected or may trigger a chain of new SIP requests by proxies. Users can register their location(s) with SIP servers. SIP addresses (URL) can be embedded in Web pages and therefore can be integrated as part of powerful implementations such as Click to talk.

SIP can establish, modify, and terminate multimedia sessions such as Internet telephony calls (VoIP – Voice over IP). SIP can also invite participants to already existing sessions, such as multicast conferences. Media can be added to (and removed from) an existing session. SIP transparently supports name mapping and redirection services, which supports personal mobility.

SIP has taken the VoIP world by storm. The protocol resembles the HTTP protocol, is text based, and very open and flexible. It has therefore largely replaced the H.323 standard.

12. Voice over Internet Protocol, VoIP

VoIP is a technology that enables voice communications over the Internet through the compression of voice into data packets that can be efficiently transmitted over data networks and then converted back into voice at the other end. Data networks, such as the Internet or local area networks (LANs), have always utilized packet-switched technology to transmit information between two communicating terminals (for example, a PC downloading a page from a web server, or one computer sending an e-mail message to another computer).

The most common protocol used for communicating on these packet-switched networks is Internet protocol, or IP. VoIP allows for the transmission of voice along with other data over these same packet-switched networks and provides an alternative to traditional telephone networks, which use a fixed electrical path to carry voice signals through a series of switches to a destination.

13. Connecting Wirelessly to Internet

These days you can also connect to Internet wirelessly. Two most common ways to connect to Internet wirelessly are :

(i) Wi-Fi

Wi-Fi refers to *Wireless Fidelity*, which lets you connect to the Internet without a direct line from your PC to the ISP. For Wi-Fi to work, you need:

- ❖ A broadband Internet connection.
- ❖ A wireless router, which relays your Internet connection from the “wall” (the ISP) to the PC.
- ❖ A laptop or desktop with a wireless internet card or external wireless adapter.

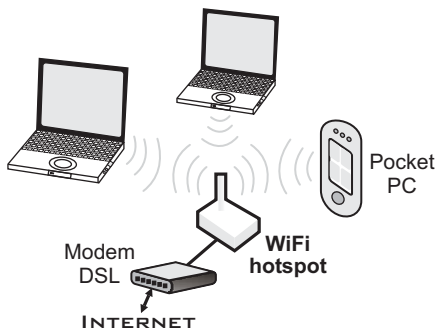


Fig. 14.26 (a) A Wi-Fi Network

Transmitting computer data without wires makes your data especially susceptible to hackers, computer users who can intercept your connection and steal your data. If you decide to use Wi-Fi at home, be sure that the network you set up is security-enabled.

Wi-Fi Hotspots. A hotspot is a venue that offers Wi-Fi access. The public can use a laptop, WiFi phone, or other suitable portable device to access the Internet through a WiFi Hotspot. Hotspots are public locations (such as libraries, hotels, airports, and local bookstores and restaurants etc.) with free or fee-based wireless Internet access. There are Wi-Fi hotspots in thousands of locations around the world. Figure 14.26(a) shows a WiFi Network.

(ii) WiMax

WiMAX is a wireless digital communications system. WiMAX can provide broadband wireless access (BWA) up to 30 miles (50 km) for fixed stations, and 3-10 miles (5-15 km) for mobile stations. In contrast, the WiFi wireless local area network standard is limited in most cases to only 100-300 feet (30-100 m).

WiMax requires a tower called *WiMax Base Station* [see Fig. 14.26(b)], similar to a cell phone tower, which is connected to the Internet using a standard wired high-speed connection. But as opposed to a traditional Internet Service Provider (ISP), which divides

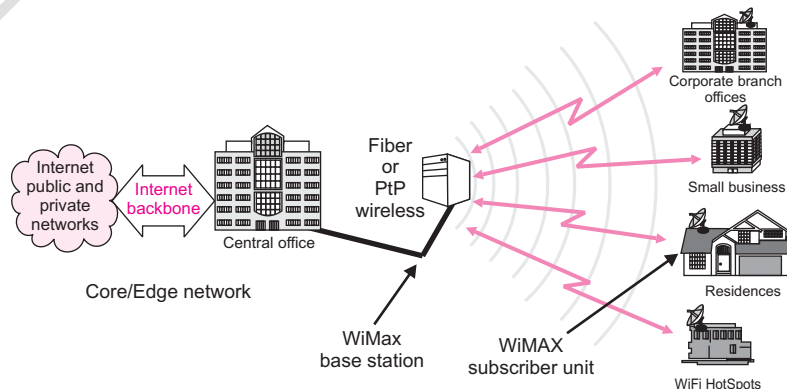


Fig. 14.26 (b) WiMax Connection.

that bandwidth among customers via wire, it uses a microwave link to establish a connection. In other words, WiMax does not depend on cables to connect each endpoint, the Internet connectivity to an end-user is provided through microwave link between the tower and the user-endpoint, known as WiMax Subscriber unit.



Fig. 14.26 (c) Wi-Fi vs. WiMax

14.14 INTERNETWORKING TERMS AND CONCEPTS

In this section, we are going to discuss various internetworking terms and concepts. Let us begin our discussion with WWW.

14.14.1 WWW (World Wide Web)

Some people mistake WWW for Internet. But in real terms, WWW is a small part of Internet. We can say that Internet is a highway that offers lot many services, features etc. And WWW is a truck that uses this highway.

The world wide web (WWW) is a set of protocols that allows you to access any document on the Net through a naming system based on URLs¹². WWW also specifies a way—the hypertext Transfer protocol (HTTP) – to request and send a document over the internet. With these standard protocols of WWW in place, one can set up a server and construct hypertext documents with links in them that point to the documents on the server.

Before WWW, Internet was mainly used for obtaining textual information. But post-WWW, the Internet popularity grew tremendously because of graphic-intensive nature of WWW. Therefore, we may attribute the explosion in use and popularity of Internet to WWW only.

WWW Attributes

Let us have a look at various attributes that have contributed to the success of WWW.



1. Define Mobile Communication and Wireless Communication.
2. Define GSM, CDMA, WLL.
3. Compare 1G, 2G and 3G networks.
4. Define the following :
(i) 3G (ii) EDGE (iii) SMS (iv) TDMA.
5. Name some chat and video conferencing protocols.
6. What is VoIP ?
7. Discuss the two technologies to connect to Internet wirelessly.

(i) **User-friendly.** WWW resources can work easily with most Internet browsers, which are very user-friendly.

(ii) **Multimedia Documents.** Information on the Web, which may be graphics, audio, video, animations and text is viewed in **pages**. A *web page* is a document on the Internet that can contain text plus any of these multimedia elements. WWW allows and supports the Internet users to create, link or display these multimedia web pages.

(iii) **Hypertext and Hyperlinks.** A hypertext file is a document that can incorporate text, graphic images, audio and video tracks, and most importantly, *dynamic links* to related files or documents, even on net. These *dynamic links* are called **hyper links**.

12. URL means Uniform Resource Locator. It is a pointer to information on the WWW. It can include pointers to other types of resources such as ftp servers and gopher servers in addition to WWW servers.

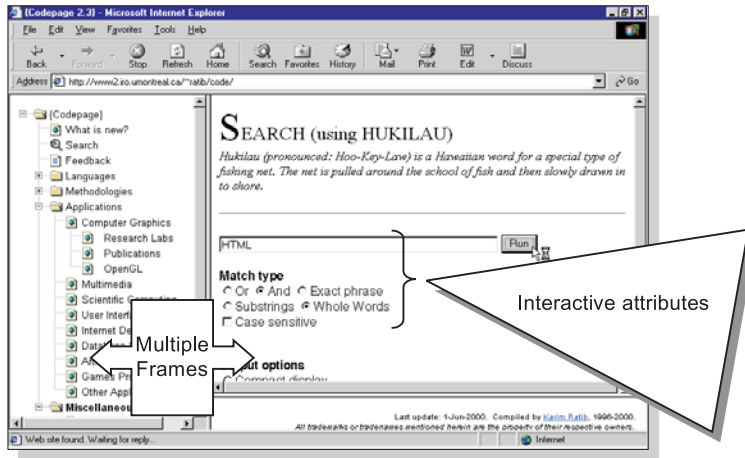


Fig. 14.27 An interactive web page also containing frames.

The WWW supports fully these hypertext files and hyperlinks. Thus net surfing seems very easy to the users.

(iv) **Interactive.** WWW, with its pages, supports and enables interactivity between users and servers through one or more of the following ways :

- ❖ hyperlinks
- ❖ input boxes
e.g., radio buttons,
check-boxes, text-boxes etc.

Fig. 14.27 shows such an interactive web page on WWW.

(v) **Frames.** WWW also supports frames. **Frames** is the display of more than one independently controllable section on single web page. Fig. 14.27 shows you a web page containing frames.

14.14.2 Telnet

Telnet is an older Internet utility that lets you log on to remote computer systems. Basically, a Telnet program gives you a character-based terminal window on another system. You get a login prompt on that system. If you've permitted access, you can work on that system, just as you would if you were sitting next to it.

Traditionally, Telnet has been used by people who have logins on remote systems and want to do serious work there.

But Telnet has some additional uses that are more relevant to people who are exploring the Internet. Most notably, you can use Telnet to connect to thousands of catalogs at libraries around the world. This capability is wonderful for anyone doing serious research. Imagine being able to find out which books in your particular discipline are available at a number of specialty libraries in remote locations—all while you plug away at your desk.

Telnet Telnet is an Internet utility that lets you log onto remote computer systems.

To find out about available Telnet resources of all kinds, you may go to [http:// www.lights.com/hytelnet/](http://www.lights.com/hytelnet/)

In the following subsection, we'll run an example Telnet session, to make you understand the working and use of Telnet session.

A Sample Telnet Session

To run a telnet session, you first have to run the Telnet client and then connect to the desired Telnet site. All this is illustrated in following steps :

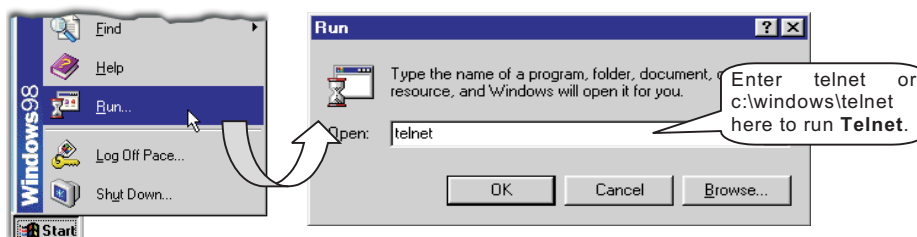


Fig. 14.28 (a) Run Telnet client.

(i) **Run Telnet client.** To do this, firstly, click at *Start* → *Run* command and then type *Telnet* or *c:\windows\telnet* in the Run dialog. [Fig. 14.28(a)]

NOTE

The default port of *telnet* and default terminal of *vt100* will do in most cases.

(ii) **Connect to Telnet Site.** Once you have telnet client running on your system, you need to connect to telnet site. This can be done by selecting *Connect* → *Remote System* in telnet window [Fig. 14.28(b)] and then by specifying the telnet site address in the *Host Name* : box [Fig. 14.28(c)] and then by clicking at *Connect* button. We typed the telnet address of an Australian university : *library.anu.edu.au*.

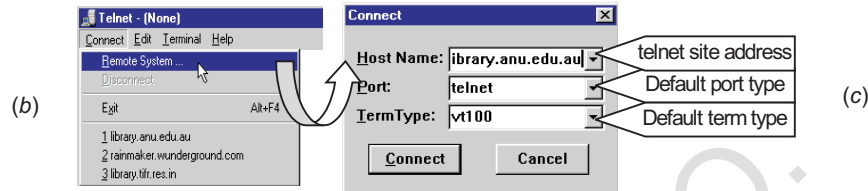


Fig. 14.28 (b) Connect → Remote System in Telnet window. (c) Connect dialog.

(iii) **Start browsing.** Now you'll see the default menu of the telnet site [Fig. 14.29(a)]. Directions of using the site are available there. For example, to search a book by specifying its subject, we typed the letter *S*. And then we typed the word *computer* for the subject search [Fig. 14.29(b)].

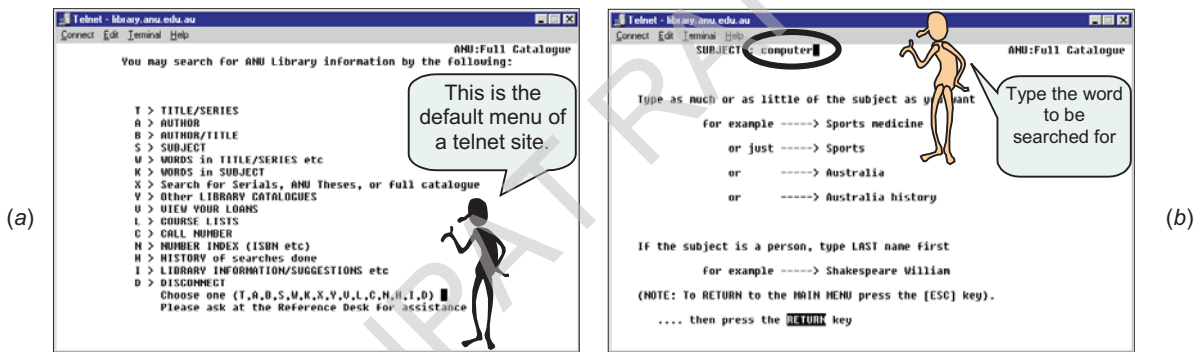


Fig. 14.29 (a) Default menu of library.anu.edu.au. (b) Specifying the word to be searched.

(iv) After, it displays the details of the search [Fig. 14.29(c)] you can view further details by the options provided [Fig. 14.29(d)]. For example, in the screen shown in Fig. 14.29(c), we typed digit 3 to view the details of book numbered 3, shown in Fig. 14.29(d).

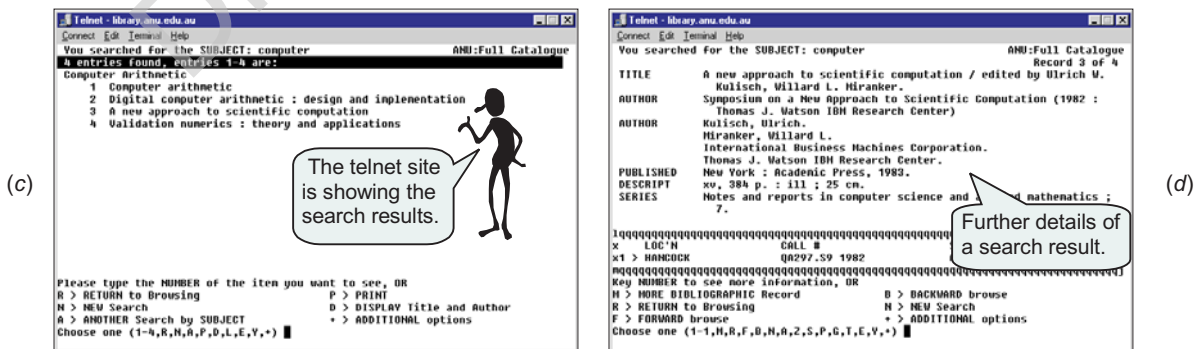


Fig. 14.29 (c) Details of search conducted. (d) Viewing further details of a search item.

(v) **Finally Disconnect.** To disconnect, you can either choose the *Disconnect* command from *Connect* menu or you may even press *Alt + F4* key combination.

14.14.3 Web Browser and Web Server

Web Browser A Web Browser is a WWW client that navigates through the World Wide Web and displays web pages.

The World Wide Web (WWW) is based upon clients and servers. A WWW client is called **Web Browser** or simply a **browser** and a WWW server is called a **Web Server** or just a **server**. *Internet Explorer* and *Netscape Navigator* are two most popular web browsers.

Web Server A Web Server is a WWW server that responds to the requests made by web browsers.

14.14.4 Web Sites, Web Addresses and Web Pages

A location on a net server is called a web site. Each web site has a unique address called **URL** (Uniform Resource Locator) *e.g.*, the web site of microsoft has an address or URL called **http://www.microsoft.com**.

14.14.5 URL and Domain Names

Let us explore it further. The Internet structure of the World Wide Web is built on a set of rules called **Hypertext Transfer Protocol (HTTP)** and a page description language called **Hypertext Markup Language (HTML)**. HTTP uses Internet addresses in a special format called a **Uniform Resource Locator** or **URL**, URLs look like this :

`type://address/path`

where *type*: specifies the type of server in which the file is located, *address* is the address of server, and *path* tells the location of file on the server. For example, in the following URL

`http://encycle.msn.com/getinfo/styles.asp`

http: specifies the *type* of server, *encycle.msn.com* is the *address* of server and *getinfo/style.asp* is the *path* of the file *styles.asp*.

The other examples of URLs are

`ftp://ftp.prenhall.com`, `http://www.yahoo.com`, `news://alt.tennis` etc.

Syntax Elements of URLs

By now you have come to know that a URL (Uniform Resource Locator) is an address of a file on Internet. Let us discuss the components or syntax elements of URLs.

A file's Internet address, or URL, is determined by the following :

- ❖ The type of server or protocol
- ❖ The name/address of the server on the Internet
- ❖ The location of the file on the server (this location may be related as a "path" through the file hierarchy)

The intelligent browsers like *Netscape Navigator* or *Microsoft Internet Explorer*, can display files in just about any format available on any of the common types of servers. Table 14.4 lists the types of servers you may encounter, along with the protocol they use, and the type(s) of information they provide.

In any typical URL *e.g.*, **http://www.khoj.com**, the "http" identifies both the protocol and server. According to standard URL syntax, a colon (:) and two forward slashes (//) follow the protocol/server.

NOTE

The characters based naming system by which servers are identified is also known as **domain name system (DNS)**.

The next component of the address is the name of the server, in this case, `www.khoj.com`. Server names have multiple components. Commonly a Web server's name will begin "www" for World Wide Web. The ".com" suffix (called a *domain* indicator) indicates that Khoj is a commercial entity,

URL A URL (Uniform Resource Locator) specifies the distinct address for each resource on the Internet. An Internet address which is character based is called a **Domain Name**.

as opposed to a nonprofit organization (".org"), a school or university (".edu"), a branch of the government (".gov"), etc. The naming scheme by which servers are identified is also known as the *domain name system*. Table 14.5 lists some most common domains. Another method of addressing servers is based on numbers *e.g.* 203.127.54.9. Such addresses are called *IP addresses*. (We are not getting into details of IP addressing method, as it is beyond the scope of this book).

Table 14.4 Internet Servers and What They Provide

Server	Protocol	Information It Provides
ftp	File Transfer Protocol	Text and binary files that are organized in a hierarchical structure, much like a family tree.
gopher	Transfer Control Protocol/Internet Protocol (TCP/IP)	Text and binary files that are organized in a menu structure.
http	Hypertext Transfer Protocol	Hypertext/hypermedia files (<i>i.e.</i> , multimedia documents that contain links to images, sounds, or other multimedia documents on the World Wide Web).
mail	Post Office Protocol (POP) Version 3 and Simple Mail Transfer Protocol (SMTP)	Messages sent via electronic mail.
news	Network News Transfer Protocol (NNTP)	Newsgroups that are organized in a hierarchical structure.

Table 14.5 Some Most Common Domains

S.No.	Domain ID	Affiliation	Remarks
1.	com	Commercial	for commercial firms
2.	edu	Education	for educational firms
3.	gov	Government	for government organizations / bodies
4.	mil	Military	for Military
5.	net	Network resources	for ISPs/networks
6.	org	Usually non-profit organizations	for NGOs and other no-profit
7.	co	Company	for listed companies
8.	biz	business	for business
9.	tv	television	for television companies and channels

In addition to it, a two letter abbreviation indicating the country name may be used *e.g.*,

<http://www.microsoft.co.in>

here the last **in** suggests that it is based in India (.in). Similarly, the URL <http://www.clearnet.nz> suggests that it is based in New Zealand (.nz). Some country abbreviations are being listed below :

au	Australia	ca	Canada
dk	Denmark	fr	France
in	India	jp	Japan
nz	New Zealand	uk	United Kingdom

Web Page A location on a net server is called a **Web Site**. A document that uses **HTTP** is called a Web Page.

Web Page

The documents residing on web sites are called **web pages**. The **web pages** use HTTP.

There are many associated terms which should be discussed for better understanding.

Let us discuss them :

1. **HOME PAGE**. It is the top-level web page of a web site. When a web-site is opened, its *home page* is displayed.
2. **WEB PORTAL**. It is a web site, which hosts other web sites. In other words, a web portal has hyperlinks to many other web sites. By clicking upon these links, the corresponding web sites can be opened. **www.yahoo.com** is an example of a web portal. Other examples are **www.indiatimes.com**, **www.khoj.com**, etc.

A web portal also offers a broad array of resources and services such as *e-mail*, forums (users with similar interests sharing ideas and information), *search-engine*, *on-line shopping malls* etc.

14.14.6 Web Hosting

As you have read in the previous topic that accessing information on the web requires data communication between a *web-browser client* and a *web-server application*. Web hosting is linked to this very thing. **Web Hosting** is a means of hosting *web-server application* on a computer system through which electronic content on the Internet is readily available to any *web-browser client*.

Web Hosting Web Hosting is a means of hosting *web-server application* on a computer system through which electronic content on the Internet is readily available to any *web-browser client*.

The computer system providing the web-hosting is known as **web-server** or the **web host**.

Basically, the web hosts allow their customers to place web documents, such as *html pages*, *graphics*, and other *multimedia files* etc. onto a special type of computer called a web server, which maintains constant, high speed connections to the backbone of Internet.

One can choose from various types of web hosting services such as free or virtual or shared or dedicated hosting.

Let us talk about these types of web-hosting, one by one.

1. Free Hosting. This type of hosting is available with many prominent sites that offer to host some web pages for no cost. Examples of such sites are : *geocities*, *tripod*, *homestead* etc.

Free is for fun. If you want to experiment with a site or put up a small, personal site for the fun of it, a free package will suffice.

2. Virtual or Shared Hosting. This type of hosting is provided under one's own domain name, *www.yourname.com*. With a hosting plan with the web hosting company, one can present oneself as a fully independent identity to his/her web audience.

Virtual hosting is where one's web site domain is hosted on the web server of hosting company along with other web sites. One can access and update to the site and its files are carefully secured. Through a logon-id and password, one has 24-hour access to maintain one's site.

Go "*shared*" if you are serious about doing some business or have a professional website that is much better off "*standing on its own.*" Or if you simply prefer your own domain name and space.

Various types of web hosting services

- Free Hosting
- Virtual or Shared Hosting
- Dedicated Hosting
- Colocation Hosting

3. Dedicated Hosting. In this type of hosting, the company wishing to go online, rents an entire web server from a hosting company. This is suitable for companies hosting larger web sites, maintaining others' sites or managing a big online mall etc.

Dedicated is for large, high-traffic sites, or for those with special needs such as e-commerce or security. They are also good for those folks for whom money is no object.

4. Co-location Hosting. For those who do not fit the dedicated-server mold, hosting companies offer a *similar, but less-restrictive* hosting, known as co-location hosting. In this type of hosting, the company actually owns the server on which its site is hosted. That is, the company owning the site rather than the web hosting company, is responsible for all server administration. The web-hosting-company is only responsible for providing rack-space for server and meeting its physical needs. This generally includes a high speed connection to the Internet, a regulated power supply, and a limited amount of hands-on-technical-support, such as *data backup* or *hardware upgrades*.

Co-location hosting is similar to that of dedicated hosting except for the fact that the server is now provided by the user-company itself and its physical needs are met by the hosting company.

Co-location hosting is suitable for those with complex needs and for those who require the ability to make changes as per its changing requirement as and when.

14.14.7 Web 2.0

The arrival of Web 2.0 has added many new features to the web applications; it has revolutionized the information sharing, user-oriented design, interoperability on the Internet. This has provided information sharing in a way that was never dreamed about few years ago.

Web 2.0 refers to added features and applications that make the web more interactive, support easy online- information exchange and interoperability. Some noticeable features of Web 2.0 are blogs, wikis, video-sharing websites, social networking websites, RSS etc.

Web 2.0 provides a much independent solution to interact or commute thoughts with each other through the various online social media's. There are many Web 2.0 sites which have made the online information exchange very users interactive like: blogs, wikis, video-sharing websites, social networking websites, web applications etc.

The Internet based tools like RSS, social bookmarking, press release, online marketing, blog's, forums etc made an everlasting impression on people's lives as it has crossed the hurdle of socio-economic barriers. Web 2.0 tools are available free and are widely used by people; some of the most noticeable are :

- ❖ Facebook ❖ WordPress ❖ Myspace ❖ Twitter
- ❖ Digg ❖ YouTube ❖ Del.icio.us ❖ Blogger ❖ Flickr

All of the above provide an interactive platform where reviews, opinions, likes etc can be shared among the online users group. It has increased the rate of participation of users on online websites and hence given a wide horizon to the online community. Web 2.0 has definitely provided a better functionality and allows the visitor to communicate with the website in a much better prospective.

14.14.8 HTML

The World Wide Web is an exciting new medium, bringing information, images, advertising and what not to every desktop. Everything that you see on the *Web* is documents written in a special language called *HTML* or *Hypertext Markup Language*. This language tells the browsers like *Mosaic* or *Netscape* or *Internet Explorer* how to display text, pictures and links on the screen.

HTML is a document-layout and hyperlink-specification language *i.e.*, a language used to design the layout of a document and to specify the hyperlinks. HTML tells the browser how to display the contents of a hypertext document *i.e.*, a documents including text, images and other support media. The language also tells how to make a document interactive through special hyperlinks. Though HTML is a language that supports multimedia and new page layout features yet it has its limitations.

HTML is not a word processing tool ; it is not a desktop publishing solution or even a programming language. It is just a *page-layout and hyperlink specification language*.

HTML provides many layout commands, called **tags** that let you control the presentation of information on a web pages. For example, there are tags for various types of headings, lines, image alignment, paragraph alignment, hyperlinking etc.

14.14.9 XML (eXtensible Markup Language)

XML is a markup language for documents containing structured information.

Structured information contains both content (words, pictures, etc.) and some indication of what role that content plays (for example, content in a section heading has a different meaning from content in a footnote, which means something different than content in a figure caption or content in a database table, etc.). Almost all documents have some structure.

A markup language is a mechanism to identify structures in a document. The XML specification defines a standard way to add markup to documents.

So XML is Just Like HTML ?

No. In HTML, both the tag semantics and the tag set are fixed. On the other hand, XML specifies neither semantics nor a tag set. In fact XML is really a meta-language for describing markup languages. In other words, XML provides a facility to define tags and the structural relationships between them. Since there's no predefined tag set, there can't be any preconceived semantics. All of the semantics of an XML document will either be defined by the applications that process them or by stylesheets.

14.14.10 DHTML (Dynamic HTML)

DHTML refers to *Web* content that changes each time it is viewed. For example, the same URL could result in a different page depending on any number of parameters, such as :

- ❖ Geographic location of the reader
- ❖ Time of day
- ❖ Previous pages viewed by the reader
- ❖ Profile of the reader

DHTML refers to new *HTML* extensions that will enable a *Web page* to react to user input without sending requests to the *Web server*.

“Dynamic HTML” is typically used to describe the combination of HTML, style sheets and scripts that allows documents to be animated. Dynamic HTML allows a web page to change after it's loaded into the browser – there doesn't have to be any communication with the web server for an update. You can think of it as 'animated'

HTML. For example, a piece of text can change from one size or color to another, or a graphic can move from one location to another, in response to some kind of user action, such as clicking a button.

14.14.11 Web Scripting

The process of creating and embedding **scripts** in a web page is known as **web-scripting**. A **script** or a *computer-script* is a list of commands that are embedded in a web-page normally and are interpreted and executed by a certain program or scripting engine. *Scripts* may be written for a variety of purposes such as for automating processes on a local-computer or to generate web-pages on the web.

Script A Script is a list of commands embedded in a web-page. Scripts are interpreted and executed by a certain program or scripting-engine.

The programming languages in which scripts are written are called scripting languages. There are many scripting languages available today. Most common ones are VBScript, JavaScript, ASP, PHP, PERL, JSP etc.

Types of Scripts

Scripts are broadly of following *two* types :

1. Client-Side Scripts

Client-side scripting enables *interaction within a web page*. The client-side scripts are **downloaded** at the client-end and then interpreted and executed by the *browser*.

The client-side scripting is *browser-dependent*. That is, the client-side browser must be scripting enabled in order to run scripts.

Client-side scripting is used when the client-side interaction is used. Some sample uses of client-side scripting may be :

- ❖ to get data from user's screen or browser.
- ❖ online games.
- ❖ customising the display of page in browser without reloading the page *e.g.*, rollover a hyperlink highlights that link without reloading the page.

NOTE

Client-side scripting supports interaction within a webpage.

Some popular client-side scripting languages are VBScript, JavaScript, Hypertext Preprocessor (PHP).

2. Server-Side Scripts

Server-side scripting enables the completion or carrying out a task at the server-end and then sending the result to the client-end.

In server-side script, the server does all the work, so it doesn't matter which browser is being used at client-end.

Server-side scripting is used when the information is sent to a server to be processed at the server-end. Some sample uses of server-side scripting may be :

- ❖ Password protection.
- ❖ Browser customization (sending information as per the requirements of client-end browser.)
- ❖ Form Processing.

- ❖ Building and displaying pages created from a data base.
- ❖ Dynamically editing changing or adding content to a web page.

NOTE

Server-side scripting supports execution at server-end.

Some popular server-side scripting languages are :

PHP (Hypertext Preprocessor), Perl, ASP (Active Server Pages), JSP (Java Server Pages) etc.

Comparing Client-Side and Server-Side Scripting

After discussing the basics of the two types of scripts, in this section, we are going to compare different features and uses of these script types.

S.No.	Client Side Scripting	Server Side Scripting
1.	Script code is downloaded and executed at client end.	The script is executed at the server-end and the result is sent to the client-end.
2.	Response to interaction is more immediate once the program code has been downloaded.	Complex processes are more efficient as the program and associated resources are not downloaded to the browser.
3.	Services are secure as they do not have access to files and databases.	Have access to files and data bases but have security considerations when sending sensitive information.
4.	Browser dependent	Does not depend on browsers
5.	Affected by the processing speed of user's computer	Affected by the processing speed of the host server.

14.15 NETWORK SECURITY CONCEPTS

The networking offers endless possibilities and opportunities to every user of it, along with convenience. But this convenience and endless benefits are not free from risks as there are many a risks to network security.

While ensuring network security, the concerns are to make sure that only legal or authorized users and programs gain access to information resources like databases. Also, certain control mechanisms are setup to ensure that properly authenticated users get access only to those resources that they are entitled to use. Under this type of security, mechanisms like *authorization, authentication, encrypted smart cards, biometrics* and *firewalls* etc. are implemented.

The problems encountered under network security can be summarised as follows :

- (i) *Physical Security holes.* When individuals gain unauthorized physical access to a computer and temper with files. Hackers do it by guessing passwords of various users and then gaining access to the network systems.
- (ii) *Software Security holes.* When badly written programs or 'privileged' software are compromised into doing things that they should not be doing.
- (iii) *Inconsistent Usage holes.* When a system administrator assembles a combination of hardware and software such that the system is seriously flawed from a security point of view.



1. What is remote login ? What is Telnet ?
2. What is HTML ? Where it is used ?
3. What is URL ? What is WWW ?
4. Define webbrowser and webserver.
5. What is web hosting ?
6. What is web scripting ?
7. Name some web scripting languages.

Protection Methods

To counter or reduce the security threats received under this category, many protection methods are used. These protection methods are being discussed briefly in the coming lines.

1. Authorization. Authorization determines whether the service provider has granted access to the web service to the requestor. Basically, authorization confirms the service requestor's credentials. It determines if the service requestor is entitled to perform the operation, which can range from invoking the web service to executing a certain part of its functionality.

Authorization is performed by asking the user a legal login-id. If the user is able to provide a legal login-id, he/she is considered an authorized user.

2. Authentication. Authentication ensures that each entity involved in using a web service – the requestor, the provider, and the broker (if there is one) – is what it actually claims to be. Authentication involves accepting credentials from the entity and validating them against an authority.

Authentication is also termed as *password-protection* as the authorized user is asked to provide a valid password, and if he/she is able to do this, he/she is considered to be an authentic user.

3. Encrypted Smart Cards. Passwords in a remote log-in session generally pass over the network in unencrypted form, any hacker (or cracker) can simply record it and can use it later maliciously to corrupt data/files or to harm anyone etc. To counter such threats, newer approaches are suggested such as encrypted smart cards.

An encrypted smart card is a hand-held smart card that can generate a token that a computer system can recognise. Everytime a new and different token is generated, which even-though cracked or hacked, can not be used later.

4. Biometric Systems. The biometric systems form the most secure level of authorization. The biometric systems involve some unique aspect of a person's body such as finger-prints, retinal patterns etc. to establish his/her identity.

5. Firewall. A system designed to prevent unauthorized access to or from a private *network* is called **Firewall**. Firewalls can be implemented in both *hardware* and *software*, or a combination of both. Firewalls are frequently used to prevent unauthorized *Internet* users from accessing private networks connected to the Internet, especially *intranets*. All messages entering or leaving the intranet pass through the firewall, which examines each message and blocks those that do not meet the specified *security* criteria.

Firewall The system designed to prevent unauthorized access to or from a private network is called Firewall.

There are several types of firewall techniques :

- ❖ **Packet filter.** Looks at each *packet* entering or leaving the network and accepts or rejects it based on user-defined rules. Packet filtering is fairly effective and transparent to users, but it is difficult to configure. In addition, it is susceptible to *IP spoofing*.
- ❖ **Application gateway.** Applies security mechanisms to specific applications, such as *FTP* and *Telnet* servers. This is very effective, but can impose a performance degradation.
- ❖ **Proxy server.** Intercepts all messages entering and leaving the network. The proxy server effectively hides the true network addresses.
- ❖ **Circuit-level gateway.** Applies security mechanisms when a connection is established. Once the connection has been made, packets can flow between the hosts without further checking.

In practice, many firewalls use two or more of these techniques in concert.

A firewall is considered a first line of defense in protecting private information. For greater security, *data can be encrypted.*

14.15.1 Related Terms

Let us now talk about some terms related to it *i.e.*, some terms related to network security.

Cookies

A cookie is a message given to a Web browser by a Web server. The browser stores the message in a text file. The message is then sent back to the server each time the browser requests a page from the server.

The main purpose of cookies is to identify users and possibly prepare customized Web pages for them. When you enter a Web site using cookies, you may be asked to fill out a form providing such information as your name and interests. This information is packaged into a cookie and sent to your Web browser, which stores it for later use. The next time you go to the same Web site, your browser will send the cookie to the Web server. The server can use this information to present you with custom Web pages. So, for example, instead of seeing just a generic welcome page you might see a welcome page with your name on it.

The name *cookie* derives from UNIX objects called *magic cookies*. These are tokens that are attached to a user or program and change depending on the areas entered by the user or program.

Cookies do not act maliciously on computer systems. They are merely text files that can be deleted at any time – they are not plug ins nor are they programs. Cookies cannot be used to spread viruses and they cannot access your hard drive. This does not mean that

Cookies Cookies are messages that a Web server transmits to a Web browser so that the Web server can keep track of the user's activity on a specific Web site.

cookies are not relevant to a user's privacy and anonymity on the Internet. Cookies cannot read your hard drive to find out information about you; however, any personal information that you give to a Web site, including credit card information, will most likely be stored in a cookie unless you have turned off the cookie feature in your browser. In only this way are cookies a threat to privacy. The cookie will only contain information that you freely provide to a Web site.

Cookies have *six* parameters that can be passed to them :

- ❖ The *name* of the cookie.
- ❖ The *value* of the cookie.
- ❖ The *expiration date* of the cookie - this determines how long the cookie will remain active in your browser.
- ❖ The *path the cookie is valid for* - this sets the URL path the cookie is valid in. Web pages outside of that path cannot use the cookie.
- ❖ The *domain the cookie is valid for* - this takes the path parameter one step further. This makes the cookie accessible to pages on any of the servers when a site uses multiple servers in a domain.
- ❖ The *need for a secure connection* - this indicates that the cookie can only be used under a secure server condition, such as a site using SSL.

Both Netscape and Microsoft Internet Explorer (IE) can be set to reject cookies if the user prefers to use the Internet without enabling cookies to be stored. In Netscape, follow the **Edit/Preferences/Advanced** menu and in IE, follow the **Tools/Internet Options/Security** menu to set cookie preferences.

Hackers and Crackers

Hacker is a slang term for a computer enthusiast, *i.e.*, a person who enjoys learning programming languages and computer systems and can often be considered an expert on the subject(s). Among professional programmers, depending on how it used, the term can be either complimentary or derogatory, although it is developing an increasingly derogatory connotation. The pejorative sense of hacker is becoming more prominent largely because the popular press has co-opted the term to refer to individuals who gain unauthorized access to computer systems for the purpose of stealing and corrupting data. Hackers, themselves, maintain that the proper term for such individuals is **cracker**. Although hackers still argue that there's a big difference between what they do and what crackers do, the mass media has failed to understand the distinction, so the two terms – *hack* and *crack* – are often used interchangeably.

The **Crackers** are the malicious programmers who break into secure systems whereas **Hackers** are more interested in gaining knowledge about computer systems and possibly using this knowledge for playful pranks.

CyberLaw

Cyberlaw is a generic term which refers to all the legal and regulatory aspects of Internet and the World Wide Web. Anything concerned with or related to or emanating from any legal aspects or issues concerning any activity of netizens and others, in Cyberspace comes within the ambit of Cyberlaw. The growth of Electronic Commerce has propelled the need for vibrant and effective regulatory mechanisms which would further strengthen the legal infrastructure, so crucial to the success of Electronic Commerce. All these regulatory mechanisms and legal infrastructures come within the domain of Cyberlaw.

Cyberlaw Cyberlaw is a generic term, which refers to all the legal and regulatory aspects of Internet and the World Wide Web.

Cyberlaw is important because it touches almost all aspects of transactions and activities on and concerning the Internet, the World Wide Web and Cyberspace.

India's IT Act and IT (Amendment) Act, 2008

In India the cyber laws are enforced through **Information Technology Act, 2000** (*IT Act 2000*) which was notified on 17 October 2000. It is based on the United Nation's Commission for International Trade related laws (UNCITRAL) model law.

IT ACT 2000's prime purpose was to **provide legal recognition to electronic commerce** and to facilitate filing of electronic records with the Government, *i.e.*, to provide the legal infrastructure for e-commerce in India.

The Act was later amended in December 2008 through the **IT (Amendment) Act, 2008**. It provided additional focus on Information Security. It has added several new sections on offences including Cyber Terrorism and Data Protection. **The Information Technology Amendment Act, 2008** (IT Act 2008) came into force from October 27, 2009 onwards. Major amendments of IT ACT (2008) included:

<i>Digital Signatures</i>	Authentication of electronic records by digital signatures gets legal recognition.
<i>Electronic governance</i>	E-Documents get legal recognition. Documents required as per law by any arm of the government may be supplied in electronic form.
<i>Offences and Penalties</i>	The maximum penalty for any damage to computers or computer systems is a fine up to ₹1 crore.
<i>Amendments to other laws</i>	Other related acts such as the Indian Penal Code, 1860, the Indian Evidence Act, 1872, the Bankers' Books Evidence Act, 1891, the Reserve Bank of India Act, 1934 were to be amended to align them with the IT Act.

Cyber Crimes

The Cambridge dictionary defines Cyber Crimes as Crimes committed with the use of computers or relating to computers, especially through the Internet. Universally, Cyber Crime is understood as “an unlawful act where in the computer is either a tool or a target or both”.

Cyber Crimes are different from conventional crimes as in cyber crimes; the cyber crime is committed in an electronic medium.

Classification of Cyber Crimes. The Information Technology Act deals with the following cyber crimes along with others :

1. Tampering with computer source documents. A person who knowingly or intentionally, conceals (hides or keeps secret), destroys (demolishes or reduces), alters (change in characteristics) or causes another to conceal, destroy, and alter any computer source code used for a computer, computer program, computer system or computer network, when the computer source code is required to be kept or maintained by law is punishable. For instance, hiding the C.D.ROM in which the source code files are stored, making a C File into a CPP File or removing the read only attributes of a file.

2. Hacking. Hacking is usually understood to be the unauthorized access of a computer system and networks. Whoever with the intent to cause or knowing that he is likely to cause wrongful loss or damage to the public or any person destroys or deletes or alters any information residing in a computer resource or diminishes its value or utility or affects it injuriously by means is said to commit hacking.

3. Publishing of information, which is obscene in electronic form. A person who publishes or transmits or causes to be published in the electronic form, any material which is lascivious, or if its effect is such as to tend to deprave and corrupt persons who are likely to read, see or hear the matter contained or embodied in it, is liable to punishment. The important ingredients of such an offence are publishing (make generally known or issue copies for sale to public), or transmitting (transfer or be a medium for), or causing to be published (to produced the effect of publishing), pornographic material in the electronic form.

4. Child Pornography. Child Pornography is a part of cyber pornography but it is such a grave offence that it is individually also recognized as a cyber crime.

5. Accessing protected system. Any unauthorized person who secures access or attempts to secure access to a protected system is liable to be punished with imprisonment and may also be liable to fine.

6. Breach of confidentiality and privacy. Any person who, secures access to any electronic record, book, register, correspondence, information, document or other material without the consent of the person concerned or discloses such electronic record, book, register, correspondence, information, document or other material to any other person shall be liable to be punished under the Information Technology Act.

14.15.2 IPR Issues

The term *Intellectual Property (IP)* reflects the idea that its subject matter is the product of the mind or the intellect. These could be in the form of Patents; Trademarks; Geographical Indications; Industrial Designs; Layout-Designs (Topographies) of Integrated Circuits; Plant Variety Protection and Copyright.

IP, protected through law, like any other form of property can be a matter of trade, that is, it can be owned, bequeathed, sold or bought. The major features that distinguish it from other forms are their intangibility and non-exhaustion by consumption.

Intellectual Property

The Intellectual Property may be defined as a product of the intellect that has commercial value, including copyrighted property such as literary or artistic works, and ideational property.

Intellectual property rights are legal rights, which result from intellectual activity in the industrial, scientific, literary and artistic fields. These rights give statutory expression to the moral and economic rights of creators in their creations. Intellectual property rights safeguard creators and other producers of intellectual goods and services by granting them certain time-limited rights to control the use made of those productions. These rights also promote creativity and the dissemination and application of its results and encourage fair-trading, which contributes to economic and social development.

14.16 VIRUSES

Computer virus is a malicious program that requires a host and is designed to make a system sick, just like a real virus. Viruses can spread from computer to computer, and they can replicate themselves. Some viruses are categorized as harmless pranks, while others are far more malicious. Broadly *three* types of viruses are :

1. File infectors – attach themselves to a program file.
2. Boot sector viruses – install themselves on the beginning tracks of a hard drive.
3. Macro viruses – infect data files.

Computer virus

Computer virus is a malicious program that requires a host and is designed to make a system sick, just like a real virus.

Most viruses are spread by **e-mail attachment** and warn them to be suspicious of any files attached to unsolicited messages. The following are characteristics of a computer virus :

- ❖ It is able to replicate.
- ❖ It requires a host program as a carrier.
- ❖ It is activated by external action.
- ❖ Its replication ability is limited to the (virtual) system.

14.16.1 How Computer Viruses Spread ?

Computer viruses move from computer to computer by attaching themselves to files or boot records of disks and diskettes. These days it is not uncommon to find them in e-mail attachments and other programs that can be downloaded from the Internet.

A virus is a relatively passive agent that can travel from one file to another on the same computer if the infected file is executed, from computer memory to a file on disk, on a disk that is carried from one computer to another (some companies prohibit floppy drives, thereby preventing users from copying information onto their computers), on e-mail attachment executable files, and over a modem or network connection.

14.16.2 Damage that Viruses Cause

Viruses' main objective is to make your system unstable and cause harm to data. Mainly these cause damage in many ways :

- ❖ can destroy file allocation tables (FAT) and lead to the corruption of an entire file system, resulting in the need to fully reinstall and reload the system.
- ❖ can create bad sectors on the disk, destroying parts of programs and files.
- ❖ can decrease the space on hard disks by duplicating files.
- ❖ can format specific tracks on the disks or format the entire disk.
- ❖ can destroy specific executable files and alter data in data files, causing a loss of integrity in the data.
- ❖ can cause the system to hang so that it does not respond to any keyboard or mouse movements.

14.16.3 Trojan Horses

A Trojan horse is code hidden in a program such as a game or spreadsheet that looks safe to run but has hidden side effects. When the program is run, it seems to function as the user expects, but in actuality it is destroying, damaging, or altering information in the background. It is a program on its own and does not require a host program in which to embed itself. An example of a Trojan horse would be a Christmas executable that, when executed, pops up with an animated figure of Santa Claus and a caption saying "Merry Christmas." In the background, extra code could be deleting files or performing other malicious actions.

Trojan Horse A Trojan horse is code hidden in a program such as a game or spreadsheet that looks safe to run but has hidden side effects.

How Trojan Horses Spread

Trojan horses generally are spread through e-mail and exchange of disks and information between computers. Worms could also spread Trojan horses.

Damage Caused by Trojan Horses

The damage that Trojan horses cause is much the same as what a virus causes. Most of the time the users are unaware of the damage it is causing because of the Trojan horse's masking effect.

14.16.4 Worms

A worm is a program designed to replicate. The program may perform any variety of additional tasks as well. The following are characteristics of a worm :

Worm A worm is a program designed to replicate.

- ❖ It is able to replicate.
- ❖ It is self-contained and does not require a host.
- ❖ It is activated by creating process (it needs a multitasking system).
- ❖ If it is a network worm, it can replicate across communication links.

Worms are programs that run independently and travel from computer to computer across network connections. Worms may have portions of themselves running on many different computers. Worms do not change other programs, although they may carry other code that does.

How Worms Spread

Worms are autonomous agents capable of propagating themselves without the use of another program or intervention or action by a user. Worms are found primarily on computers that are capable of multitasking and are connected by a network.

Damage that Worms Can Cause

Most worms disrupt services and create system management problems. Some worms scan for passwords and other loopholes and then send the information back to the attacker. In some cases worms can install Trojan horses or viruses that cause damage to the systems.

14.16.5 Spam

Spam Spam refers to electronic junk mail or junk newsgroup postings.

Spam refers to electronic junk mail or junk newsgroup postings. Some people define spam even more generally as any unsolicited e-mail. Merriam-Webster dictionary defines spam as *unsolicited usually commercial e-mail sent to a large number of addresses*.

Avoiding Spam

- ❖ One way to help avoid Spam or junk mail is to create a filter that finds and does something to e-mail that you suspect is *Spam*.
- ❖ Another tip is not to register yourself with true id to sign up for things on the Internet. These places often share that e-mail address with other companies that then send you spam.

14.16.6 Virus Prevention

Virus prevention is not a difficult task. All you need to be is extra careful and ensure to follow the following guidelines to lead virus free computing life.

- ❖ Never use a “foreign” disk or CD without scanning it for viruses.
- ❖ Always scan files downloaded from the internet or other sources.
- ❖ Never boot your PC from a floppy unless you are certain that it is virus free.



1. What is hacking ?
2. What are cookies ?
3. What is cracking ? How is it different from hacking ?
4. What is Cyber Crime ?
5. When was IT Act enforced in India ?

- ❖ Write protect your disks.
- ❖ Use licensed software.
- ❖ Password protect your PC to prevent unattended modification.
- ❖ Make regular backups.
- ❖ Install and use antivirus software.
- ❖ Keep antivirus software up to date.

14.17 PAYMENT TRANSACTIONS USING ONLINE BANKING

Online banking allows a user to execute financial transactions via the Internet. Online banking is also known as “internet banking” or “web banking”. An online bank offers customers just about every service traditionally available through a local branch, including deposits, which is done online or through the mail, and online bill payment.

Advantages

- ❖ Convenience is a major advantage of online banking
- ❖ In effect, consumers can perform banking transactions 24 hours-a-day, seven-days a week.
- ❖ Online banking is fast and efficient.
- ❖ Funds can be transferred between accounts almost instantly, especially if the two accounts are held at the same banking institution.

Disadvantages of Online Banking

- ❖ For a novice online banking customer, using systems for the first time may present challenges that prevent transactions from being processed.
- ❖ Although online banking security is continually improving, such accounts are still vulnerable when it comes to hacking.
- ❖ Consumers are advised to use their data plans, rather than public Wi-Fi networks when using online banking, to prevent unauthorized access.
- ❖ Additionally, online banking is dependent on a reliable internet connection. Connectivity issues from time-to-time may make it difficult to determine if banking transactions have been successfully processed.
- ❖ On occasion, consumers may prefer face-to-face interactions for more complex banking issues.

14.17.1 Mobile Banking

When you perform or use the banking services via a mobile, it is called **mobile banking**. Difference between online banking and mobile banking is that Mobile banking is done via a *mobile banking app* while the online banking is done via *secure website* of the bank. Some popular mobile apps used today are :

- ❖ **State Bank Freedom (State Bank of India App)**. This is the official *State Bank of India* mobile banking application.
- ❖ **iMobile Android App (ICICI Bank App)**. This is the official *ICICI Bank* mobile banking application.
- ❖ **M-Connect (BOB App)**. This is the official *Bank of Baroda* mobile banking application.
- ❖ **Citibank IN (Citibank App)**. You can manage your Citibank Accounts and Credit Cards with official Citi Mobile application.
- ❖ **NGpay Application (HDFC BANK)**. NGpay is also the official mobile banking application for Axis Bank and HDFC Bank.

14.17.2 e-Wallet

E-wallet is a similar electronic service used for payments. E-wallet as the name suggests is your own wallet available to you electronically where you can use your own money (in electronic form) for payments. Some most popular e-wallets of today are : *Paytm, Freecharge, Mobikwik, Citrus Pay, Airtel Money, Oxigen Wallet, OlaMoney, HDFC PayZapp, Chillr, Pockets By ICICI Bank, JioMoney, SBI Buddy, mRupee, ItzCash* etc.

Govt of India announced a new digital payments app named **BHIM – Bharat Interface for Money** – after *Babasaheb Dr Bhimrao Ambedkar*. BHIM is a digital payments solution app based on the *Unified Payments Interface (UPI)* from the *National Payments Corporation of India (NPCI)*, the umbrella organisation for all retail payments systems in India.

Let Us Revise

- ❖ A network is a collection of interlinked computers by means of a communication system.
- ❖ The networks facilitate resource sharing, increased reliability, reduced costs, and increased and fast communication.
- ❖ Today's Internet has evolved from ARPANET (Advanced Research Projects Network) of U.S. Department of Defense along with some other networks such as NSFnet and other private networks.
- ❖ Internet is a worldwide network of computer networks.
- ❖ InterSpace is said to be the future of Internet.
- ❖ InterSpace is a client/server software program that allows multiple users to communicate online with real-time audio, video and text chat in dynamic 3D environments.
- ❖ Switching techniques are used for transmitting data across networks.
- ❖ Various switching techniques are : **circuit switching** (where complete physical connection is setup prior to communication), **message switching** (which follows store and forward principle for complete messages), and **packet switching** (which follows store and forward principle for packets – a message is divided into fixed sized packets).
- ❖ A network can have any of these transmission media or connecting media : twisted pair cable, coaxial cable, optical fibre, microwave, radiowave, satellite etc.
- ❖ On the basis of geographical spread, networks can be classified into LAN (Local Area Network), MAN (Metropolitan Area Network), and WAN (Wide Area Network).
- ❖ Small computer networks that are confined to a localised area e.g., an office, a building etc., are called LANs.
- ❖ MANs are the networks spread over a city.
- ❖ A WAN is a group of computers that are separated by large distances and tied together. It can even be a group of LANs that are spread across several locations and connected together to look like a big LAN.

COMMUNICATION AND NETWORK CONCEPTS

- ❖ *The pattern of interconnection of nodes in a network is called topology.*
- ❖ *Most popular topologies are star, bus, ring, graph and mesh, tree.*
- ❖ *A modem is a computer peripheral that allows you to connect and communicate with other computers via telephone lines.*
- ❖ *RJ-45 (Registered Jack-45) is an eight-wire connector, which is commonly used to connect computers on LANs – especially Ethernets.*
- ❖ *Ethernet is a LAN architecture developed by Xerox Corp along with DEC and Intel. It uses either a bus or star topology and supports data transfer rates of upto 10 Mbps.*
- ❖ *Computers part of Ethernet are connected through a special card called Ethernet card.*
- ❖ *A hub is a hardware device used to connect several computers together. Hubs can be either active hubs or passive hubs.*
- ❖ *A switch is a device that is used to segment networks into different subnetworks called subnets or LAN segments.*
- ❖ *A backbone network is a network that is used as a backbone to connect LANs together to form a WAN.*
- ❖ *A repeater is a device that amplifies a signal being transmitted on the network.*
- ❖ *A bridge is a device that links two networks together.*
- ❖ *A router is a device that works like a bridge but can handle different protocols.*
- ❖ *A gateway is a device that connects dissimilar networks.*
- ❖ *A protocol is a set of standardized rules for data packets, techniques for detecting and correcting errors and so on.*
- ❖ *Some most common protocols are : HTTP (Hyper Text Transfer Protocol), FTP (File Transfer Protocol), TCP/IP (Transmission Control Protocol / Internet Protocol).*
- ❖ *Wireless communication is simply data communication without the use of landlines.*
- ❖ *Mobile computing means that the computing device is not continuously connected to the base or central network.*
- ❖ *GSM (Global System for Mobile communications) uses narrowband TDMA, which allows eight simultaneous calls on the same radio frequency.*
- ❖ *TDMA (Time Division Multiple Access) technology divides a radio frequency into time slots and then allocates allots to multiple calls.*
- ❖ *CDMA (Code Division Multiple Access) uses a spread-spectrum technique where data is sent in small pieces over a number of discrete frequencies available for use. Each user's signal is spread over the entire bandwidth by unique spreading code. At the receiver end, the same unique code is used to recover the signal.*
- ❖ *WLL (Wireless in Local Loop) is a system that connects subscribers to the public switched telephone network (PSTN) using radio signal as a substitute for other connecting media.*
- ❖ *3G (Third Generation) mobile communications technology is a broadband, packet-based transmission of text, digitized voice, video and multimedia at data rates upto 2 Mbps, offering a consistent set of services to mobile computer and phone users no matter where they are located in the world.*
- ❖ *SMS (Short Message Service) is the transmission of short text message to and from a mobile phone, fax machine and/or IP address.*
- ❖ *Email (Electronic Mail) is sending and receiving messages by computer.*
- ❖ *Online textual talk, in real time, is called chatting.*
- ❖ *A two-way videophone conversation among multiple participants is called video-conferencing.*
- ❖ *Remote login (Telnet) is the process of accessing a network from a remote place without actually being at the actual place of working.*
- ❖ *The World Wide Web (WWW) is a set of protocols that allows you to access any document on the net (short for internet) through a naming system based on URL's (Uniform Resource Locators).*
- ❖ *A Web Browser is a WWW client that navigates through the World Wide Web and displays web pages. A Web Server is a WWW server that responds to the requests made by web browsers.*
- ❖ *A URL (Uniform Resource Locator) specifies the distinct address for each resource on the Internet. An Internet address which is character based is called a Domain Name.*
- ❖ *A location on a net server is called a Web Site. A document that uses HTTP is called a Web Page.*
- ❖ *The system designed to prevent unauthorized access to or from a private network is called Firewall.*
- ❖ *Cookies are messages that a Web server transmits to a Web browser so that the Web server can keep track of the user's activity on a specific Web site.*
- ❖ *The crackers are malicious programmers who break into secure systems whereas hackers are more interested in gaining knowledge about computer systems and possibly using this knowledge for playful pranks.*
- ❖ *Viruses are malicious program that damage data and files and cause harm to computer system.*
- ❖ *Viruses can be trojan horses, worms and other infective programs.*
- ❖ *Spams are unsolicited mails.*

SOLVED PROBLEMS

- 1 ■ What factors should be considered when selecting the appropriate cable for connecting a PC to a network? (Choose two.)
- (a) type of system bus (b) motherboard model (c) distance of cable run
(d) speed of transmission (e) computer manufacturer

SOLUTION. (c) and (d).

- 2 ■ What are two advantages of using UTP cable in a networking environment? (Choose two)
- (a) is stiffer than STP (b) is less expensive than fiber
(c) is easier to install than coaxial (d) provides longer distances than coaxial provides
(e) is less susceptible to outside noise sources than fiber is

SOLUTION. (b) and (c).

- 3 ■ A company is converting a cabled LAN to a wireless Ethernet LAN. What must be changed on every host on the network?
- (a) No changes are required.
(b) Each host will require a new IP address.
(c) Each host will require an appropriate NIC or adapter.
(d) Each host will require that the operating system be upgraded.

SOLUTION. (c).

- 4 ■ What is the difference between a wireless NIC and an Ethernet NIC?
- (a) The Ethernet NIC operates at 100 Mbps, whereas a wireless NIC operates at 10 Mbps.
(b) The Ethernet NIC uses a PCI expansion slot, and a wireless NIC cannot use an expansion slot.
(c) The wireless NIC uses CSMA/CA, whereas a Ethernet NIC uses token passing as an access method.
(d) The wireless NIC associates to an access point, and an Ethernet NIC attaches to a hub or switch using a cable.
(e) The Ethernet NIC attaches to a hub or a switch using only fiber cabling, and a wireless NIC attaches to a wireless antenna using air as a network medium.

SOLUTION. (d).

- 5 ■ Select the characteristics specified by 10BaseT. (Choose three)
- (a) twisted pair cable (b) T style connectors
(c) baseband transmission (d) 10 gigabits per second data rate
(e) 10 megabits per second data rate (f) decimal encoded data transmission

SOLUTION. (a), (c) and (e).

- 6 ■ Which of the following are used for data communication signals? (Choose three)
- (a) light patterns (b) electrical voltages
(c) controlled air pulses (d) mixed media impulses
(e) magnetized fluid wave (f) modulated electromagnetic waves

SOLUTION. (a), (b) and (f).

- 7 ■ Which cable connectors are used to connect a cable from a router's console port to a PC?
- (a) RJ-11 (b) RJ-12 (c) RJ-45 (d) none

SOLUTION. (c).

- 8 ■ What are two advantages of using fiber-optic cabling instead of UTP ? (Choose two.)
- (a) lower cost (b) easier to install (c) allows longer distances
(d) less effected by external signals (e) easier to terminate the cable ends

SOLUTION. (c) and (d).

- 9 ■ What is a network ? Why is it needed ? Or

Mention one advantage of networking.

(Outside Delhi 2001)

SOLUTION. A network is an interconnected collection of autonomous computers that can share and exchange information. Major reasons that emphasize on the need of networks are :

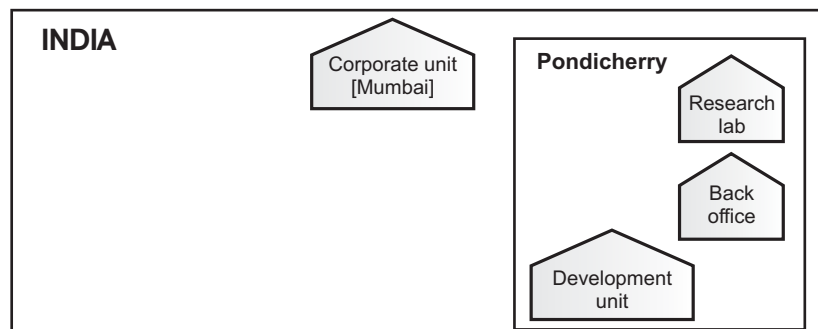
- (i) *Resource Sharing.* Through a network, data, software and hardware resources can be shared irrespective of the physical location of the resources and the user.
 - (ii) *Reliability.* A file can have its copies on two or more computers of the network, so if one of them is unavailable, the other copies could be used. That makes a network more reliable.
 - (iii) *Reduced Costs.* Since resources can be shared, it greatly reduces the costs.
 - (iv) *Fast communication.* With networks, it is possible to exchange information at very fast speeds.
- 10 ■ What is a communication channel ? What choices do you have while choosing a communication channel for a network ?

SOLUTION. Communication channels mean the connecting cables that link various workstations. There are three basic types of cables :

- (i) *Twisted-Pair Cables.* These cables consist of two insulated copper wires twisted around each other. These are also used for short and medium range telephone communication.
- (ii) *Coaxial Cables.* A coaxial cable consists of one or more small cables in protective covering. These are more expensive than twisted pair cables but perform better.
- (iii) *Fiber-optic Cables.* These cables are made of plastic or glass and are about as thick as human hair. These cables are highly durable and offer excellent performance but are expensive.

Above given media are guided media. Unsigned communication media are microwaves, radiowaves and satellites.

- 11 ■ (a) What is a Hub ?
- (b) Expand the following terms with respect to Networking :
- (i) MODEM (ii) WLL (iii) FTP (iv) TCP/IP
- (c) How is Coaxial cable different from Optical Fibre ?
- (d) "Bias Methodologies" is planning to expand their network in India, starting with three cities in India to build infrastructure for research and development of their chemical products. The company has planned to setup their main office in Pondicherry – at three different locations and have named their offices as "Back Office", "Research Lab" and "Development Unit". The company has one more Research office namely "Corporate Office" in "Mumbai". A rough layout of the same is as follows :



Approximate distance between these offices is as follows :

From	To	Distance
Research Lab	Back Office	110 Mtr
Research Lab	Development Unit	16 KM
Research Lab	Corporate Unit	1800 KM
Back Office	Development Unit	13 KM

In continuation of the above, the company experts have planned to install the following number of computers in each of their offices :

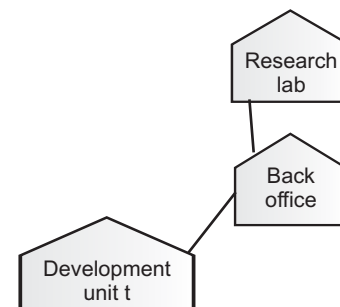
Research Lab	158
Back Office	79
Development Unit	90
Corporate Unit	51

- (i) Suggest the kind of network required (out of LAN, MAN, WAN) for connecting each of the following office units :
- Research Lab and Back Office
 - Research Lab and Development Unit
- (ii) Which one of the following devices will you suggest for connecting all the computers within each of their office units ?
- Switch/Hub
 - Modem
 - Telephone
- (iii) Which of the following communication media, you will suggest to be procured by the company for connecting their local office units in Pondicherry for very effective (High Speed) communication ?
- Telephone Cable
 - Optical Fibre
 - Ethernet Cable
- (iv) Suggest a cable/wiring layout for connecting the company's local office units located in Pondicherry. Also, suggest an effective method/technology for connecting the company's office unit located in Mumbai.

(Delhi 2008)

SOLUTION.

- (a) A *hub* is a hardware device used to connect several computers together.
- (b) (i) MODEM - MOdulator DEModulator
- (ii) WLL - Wireless in Local Loop
- (iii) FTP - File Transfer Protocol
- (iv) TCP/IP - Transfer Control Protocol/Internet Protocol.
- (c) Coaxial cables have solid wire core surrounded by one or more foil or wire shields whereas optical fibres consist of thin strands of glass or glass like materials. Coaxial cables transmit electrical signals whereas Optical fibres transmit light signals or laser signals.
- (d) (i) Between Research Lab and Back office – LAN
Between Research Lab and Development unit – MAN
- (ii) Switch/hub (iii) Optical fibre
- (iv) Suggested layout is shown in adjacent figure.
Technology for connecting to Mumbai office – *Sattellite*.



- 12 ■ (a) What is the difference between Message Switching technique and Packet Switching technique ?

Or

(CBSE D 2016C)

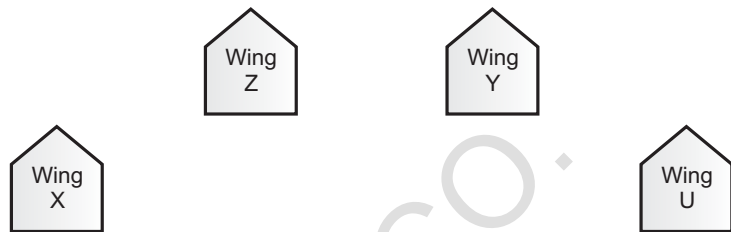
Differentiate between packet switching and message switching technique in network communication.

(Delhi 2011)

- (b) Expand the following terminologies : (i) TCP/IP (ii) XML (iii) CDMA (iv) WLL

- (c) Write two applications of Cyber Law.

- (d) The Great Brain Organisation has set up its new Branch at Srinagar for its office and web based activities. It has 4 Wings of buildings as shown in the diagram :



Center to center distances
between various blocks

Wing X to Wing Z	50 m
Wing Z to Wing Y	70 m
Wing Y to Wing X	125 m
Wing Y to Wing U	80 m
Wing X to Wing U	175 m
Wing Z to Wing U	90 m

Number of Computers

Wing X	50
Wing Z	30
Wing Y	150
Wing U	15

- (i) Suggest the most suitable cable layout of connections between the Wings, and topology.
 (ii) Suggest the most suitable place (i.e., Wing) to house the server of this organisation with a suitable reason, with justification.
 (iii) Suggest the placement of the following devices with justification : (1) Repeater (2) Hub/Switch
 (iv) The organization is planning to link its head office situated in Delhi with the offices at Srinagar. Suggest an economic way to connect it ; the company is ready to compromise on the speed of connectivity. Justify your answer.

(Delhi 2005)

SOLUTION.

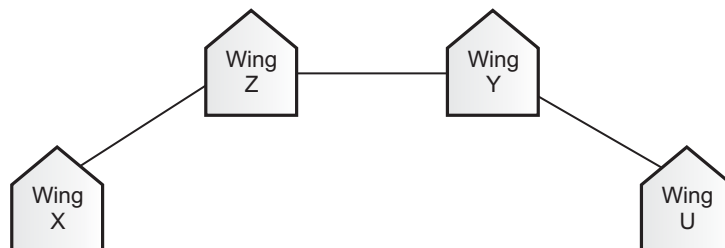
- (a) **Message Switching.** In this form of switching no physical copper path is established in advance between sender and receiver. Instead when the sender has a block of data to be sent, it is stored in first switching office, then forwarded later, one jump at a time.

Packet Switching. With message switching there is no limit on block size, in contrast packet switching places a tight upper limit on block size.

- (b) (i) Transmission Control Protocol/Internet Protocol (ii) eXtensible Markup Language
 (iii) Code-Division Multiple Access (iv) Wireless in Local Loop.

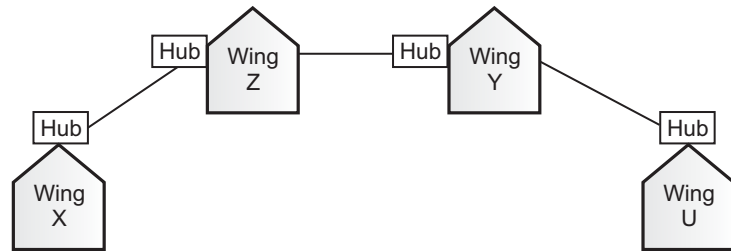
- (c) Two applications of cyber law are : (i) Digital transactions (ii) Activities on Internet.

- (d) (i) **Bus Topology**



(ii) The most suitable place to house the server is **Wing Y** as it has the most number of computers thus cabling cost will be reduced and most traffic will be local.

(iii) (1) As per suggested layout separate repeaters need not be installed as each building/wing will be having a hub that acts as a repeater.



(2) One hub per wing.

(iv) An economic way of connecting is Dial-up or broadband as it can connect two computers at an economic rate though it provides lesser speed than other expensive methods.

13 ■ What are the different types of networks? What is the geographical scope of LAN, MAN and WAN?

SOLUTION. Networks vary widely in their size, complexity and geographical spread. On the basis of geographical spread, networks can be classified into three categories:

- (i) *Local Area Networks (LANs)*. These are computer networks confined to a localised area such as an office or a factory.
- (ii) *Metropolitan Area Networks (MANs)*. These are the networks that link computer facilities within a city.
- (iii) *Wide Area Networks (WANs)*. These are the networks spread over large distances, say across countries or even continents. It can even include a group of LANs connected together.

14 ■ Explain in brief the capabilities and services supported by LAN. (CBSE Question Bank 1998)

SOLUTION. Small computer networks that are confined to a localised area (e.g., an office, a building or a factory) are known as *Local Area Networks (LANs)*. The key purpose of a LAN is to serve its users in resource sharing. The hardware as well as software resources are shared through LANs. For instance, LAN users can share data, information, programs, printer, hard-disks, modems etc. One node has a printer connected to it and other nodes on the LAN can communicate with it in order to print files and hence allowing expensive peripherals to be shared among number of users.

15 ■ (a) Give two examples of PAN and LAN type of networks. (CBSE Delhi 2016)

(b) Differentiate between PAN and LAN types of networks. (CBSE Outside Delhi 2016)

SOLUTION. (a) **PAN** : Examples

- (i) Network formed by connecting smartphones of family members to laptop via bluetooth.
- (ii) Network formed by connecting devices like printer, laptop, smartphone, digital recorder etc.

LAN : Examples

- (i) Network formed by computers in an office.
- (ii) Network formed by computers in a bank.

(b) PAN expands to *Personal Area Network*.

LAN expands to *Local Area Network*.

A PAN is a computer network organized around an individual person where a small network is formed by connecting various devices of the individual e.g., a laptop, a printer, a smartphone, digital recorder etc.

LAN interconnects some stand-alone computers within a confined physical area upto a kilometer, e.g., a LAN inside a university or a LAN inside a hospital etc.

16 ■ Write two advantages of 4G over 3G Mobile Telecommunication Technologies in terms of speed and services. (CBSE Delhi 2016)

SOLUTION. Speed. 4G offers peak download speeds of more than 10 Mbps while 3G offers peak download speeds around 3.1 Mbps.

Services. Using QoS, Quality of service technology, 4G can prioritize services to offer flawless performance, e.g., VoIP is prioritized over other data to offer flawless calling experience.

- 17 ■ What do you mean by network topology ? What are the most popular topologies ? (CBSE Question Bank)

SOLUTION. Topology refers to the way in which the workstations attached to the network are interconnected.

The most popular topologies are :

- Bus or Linear ■ Ring ■ Star ■ Tree

1. **Bus or Linear Topology.** In this topology, all devices on network are connected to a single continuous cable called a bus. Transmission from any station travels the length of the bus in both directions and can be received by all other stations. The destination device, on identifying the address on data packet copies the data onto its disk. When the data packet reaches at either end the terminator on that end absorbs the signal, removing from the bus.

This topology can be used for smaller networks.

2. **Ring Topology.** A LAN using the ring topology is connected in the closed loop. The data packets transmitted, circulate along the ring. The destination station copies the packet content on recognizing its address on the packet. After a packet travels a full circle, it is removed at the source station.
3. **Star Topology.** In this topology each workstation is directly linked to a central node. Devices can be easily plugged or unplugged to the central node, as need dictates. Any communication between the stations must pass through the central node.
4. **Tree Topology.** In this topology the network is shaped as an inverted tree with the central root branching and sub-branching to the extremities of the network. Transmission in this topology takes place in the same way as in bus topology.

- 18 ■ What is a modem ? What is its function ?

SOLUTION. A modem is a computer peripheral that connects a workstation to other work-stations via telephone lines and facilitates communications. It is short form for Modulation / Demodulation.

Modem converts digital signals to A/F (Audio Frequency) tones which are in the frequency range that the telephone lines can transmit and also it can convert transmitted tones back to digital information.

- 19 ■ (a) Differentiate between Internet and Intranet. (Delhi 2006)
- (b) Expand the following terms : (i) CDMA (ii) URL (iii) HTTP (iv) WAN
- (c) Write one advantage of STAR topology as compared to BUS topology.
- (d) UNIVERSITY OF CORRESPONDENCE in Allahabad is setting up the network between its different wings. There are 4 wings named as Science (S), Journalism (J), ARTS (A) and Home Science (H).

Distance between various wings

Wing A to Wing S	100 m
Wing A to Wing J	200 m
Wing A to Wing H	400 m
Wing S to Wing J	300 m
Wing S to Wing H	100 m
Wing J to Wing H	450 m

Number of Computers

Wing A	150
Wing S	10
Wing J	5
Wing H	50

- (i) Suggest a suitable Topology for networking the computer of all wings.
- (ii) Name the wing where the Server to be installed. Justify your answer.
- (iii) Suggest the placement of Hub/Switch in the network.
- (iv) Mention in economic technology to provide internet accessibility to all wings.

SOLUTION.

- (a) The Internet is a worldwide network of computer networks around the globe. Internet uses a set of protocols called TCP / IP. Internet is not owned by anybody.

On the other hand Intranet is network, which is privately owned. Intranet also uses same set of protocols as Internet.

- (b) (i) **CDMA** – Code-Division Multiple Access (ii) **URL** – Uniform Resource Locator
 (iii) **HTTP** – Hyper Text Transfer Protocol (iv) **WAN** – Wide Area Network
- (c) Fault Diagnosis is relatively easy in STAR topology as compared to BUS topology
- (d) (i) Star Topology can be used to network the computer of all wings.
 (ii) The Sever should be installed in Wing A, as Wing A has maximum number of computer and installing the server in this wing will help to reduce the network traffic.
 (iii) Hub/Switch will be required in all the Wings
 (iv) The economic way to provide internet accessibility to all wings is to use the proxy server at wing A and connect to the internet through a dial-up network.

- 20 ■ (a) Name two transmission media for networking. (Outside Delhi 2006)
 (b) Expand the following terms : (i) XML (ii) GSM (iii) SMS (iv) MAN
 (c) Differentiate between Hackers and Crackers ?
 (d) INDIAN PUBLIC SCHOOL in Darjeeling is setting up the network between its different wings. There are 4 wings named as SENIOR(S), JUNIOR(J), ADMIN(A) and HOSTEL(H).

Distance between various wings

Wing A to Wing S	100 m
Wing A to Wing J	200 m
Wing A to Wing H	400 m
Wing S to Wing J	300 m
Wing S to Wing H	100 m
Wing J to Wing H	450 m

Number of Computers

Wing A	10
Wing S	200
Wing J	100
Wing H	50

- (i) Suggest a suitable Topology for networking the computer of all wings.
 (ii) Name the wing where the server is to be installed. Justify your answer
 (iii) Suggest the placement of Hub/Switch in the network.
 (iv) Mention an economic technology to provide internet accessibility to all wings.

SOLUTION.

- (a) (i) Coaxial Cable (ii) Microwave
- (b) (i) **XML** – Extensible Markup Language (ii) **GSM** – Global System for Mobile
 (iii) **SMS** – Short Message Service (iv) **MAN** – Metropolitan Area Network
- (c) Programmers who gain knowledge about computer system for playful pranks are known as Hackers where as Crackers are malicious programmers who break into secure systems.
- (d) (i) Star Topology can be used to network the computer of all wings.
 (ii) The Sever should be installed in Wing S, as Wing S has maximum number of com- puter and installing the server in this wing will help to reduce the network traffic.
 (iii) Hub/ Switch will be required in all the Wings
 (iv) The economic way to provide internet accessibility to all wings is to use the proxy server at wing S and connect to the internet through a dial-up network.

- 21 ■ Differentiate between XML and HTML. (Outside Delhi 2011)

SOLUTION. In HTML (HyperText Markup Language), both tag semantics and the tag set are fixed whereas, XML (eXtensible Markup Language) is a meta-language for describing markup languages, XML provides facility to define tags and the structural relationships between them. All the semantics of an XML document will either be defined by the applications that process them or by stylesheets.

- 22 ■ *Jai is an IT expert and a freelancer. He recently used his skills to access the Administrator password for the network server of Megatech Corporation Ltd. and provided confidential data of the organisation to its Director, informing him about the vulnerability of their network security. Out of the following options (i) to (iv), which one most appropriately defines Jai ?* (CBSE D 2017)

Justify the reason for your chosen option :

- (i) Hacker (ii) Cracker (iii) Operator (iv) Network Admin

SOLUTION. Hacker. A computer hacker breaks into computer system for gaining knowledge about possible vulnerabilities and finding possible solutions.

- 23 ■ *Define the following : (i) Data channel (ii) Baud (iii) bps (iv) Bps (v) Bandwidth.*

SOLUTION. (i) A **data channel** is the medium used to carry information or data from one point to another.
 (ii) **Baud** is the unit of measurement for the information carrying capacity of a communication channel. It is synonymous with bps (bits per second).
 (iii) **bps** – bits per second. It refers to a thousand bits transmitted per second.
 (iv) **Bps** – Bytes per second. It refers to a thousand bytes transmitted per second.
 (v) **Bandwidth** – It refers to the difference between the highest and lowest frequencies of a transmission channel. This term is also sometimes used to refer to the amount of information travelling through a single channel at any one point of time.

- 24 ■ *What are repeaters and routers ?* (CBSE Question Bank 1998)

SOLUTION. REPEATER. A *repeater* is a device that amplifies a signal being transmitted on the network. It is used in long network lines, which exceed the maximum rated distance for a single run.

Over distance, the cables connecting a network lose the signal transmitted. If the signal degrades too much, it fails to reach the destination. Or if it does arrive, the degradation of the message makes it useless. *Repeaters* can be installed along the way to ensure that data packets reach their destination. *Repeaters* are of two kinds — *amplifier* and *signal repeater*.

The *first* merely amplifies all incoming signals over the network. However, it amplifies both the signal and any concurrent noise. The *second* type collects the inbound packet and then retransmits the packet as if it were starting from the source station.

ROUTER. A device that works like a bridge but can handle different protocols, is known as a *router*. For example, a router can link Ethernet (ethernet is a very popular and widely accepted method of linking local stations to one another (*i.e.*, a LAN) for sharing data, program and equipment resources.) to a mainframe.

If the destination is unknown to a router it sends the traffic (bound to unknown destination) to another router (using logical addresses) which knows the destination.

A router differs from a bridge in a way that former uses logical addresses and the latter uses physical addresses.

- 25 ■ *A teacher provides “http://www.XtSchool.com/default.aspx” to his/her student to identify the URL and domain name.* (CBSE Sample Paper 2017-18)

SOLUTION. URL : http://www.XtSchool.com/default.aspx

Domain name : XtSchool.com

- 26 ■ *How is TELNET service of internet useful ?*

SOLUTION. Telnet, the most widely used remote logic program in the world, is used to extract the raw power of Internet. Using telnet a student in Delhi can access a server at America. A major chunk of scientists on the internet are accessing and utilizing the power of super computers by telneting.

- 27 ■ *What are cookies ?* (Outside Delhi 2011)

Or

What is the significance of cookies stored on a computer ?

(CBSE Sample Paper 2017-18)

SOLUTION. Cookies are messages that a web server transmits to a web browser so that the web server can keep track of users activity on a specific web site.

- 28 ■ Give the advantages of E-mail and World Wide Web services provided by INTERNET.

(CBSE Question Bank 1998)

SOLUTION. Advantages of E-MAIL

- (i) **Low cost.** Electronic mail is an extremely cost-effective way to move information around, especially when it must be moved quickly. A three page letter to U.S.A. can cost Rs. 200 through courier, or about Rs. 100 to fax. The same letter can be sent by e-mail for the cost of one local call.
 - (ii) **Speed.** Electronic mail can be delivered almost as fast as the wire can carry it.
 - (iii) **Waste reduction.** E-mail goes a long way toward reducing the clutter of paper in the modern office, not to mention saving many trees.
 - (iv) **Ease of use.** It is easy to send an e-mail. You don't have to retype it three times, find an envelope, go to the corner to buy a stamp, and then find a mail box.
 - (v) **Record maintenance.** Because all messages are files, you can automatically maintain a record of communications with someone else.
 - (vi) **Patience.** E-mail waits until you read it. It doesn't have the jangling urgency of a phone call.
- 29 ■ What are protocols ? Give some examples of different types of protocols used.

SOLUTION. A **protocol** means the rules that are applicable for a network or we can say that the common set of rules used for communication in a network. Different types of protocols are :

- (i) **HTTP** : Hyper Text Transfer Protocol
 - (ii) **FTP** : File Transfer Protocol.
 - (iii) **SLIP** : Serial Line Internet Protocol.
 - (iv) **PPP** : Point to Point Protocol.
 - (v) **TCP/IP** : Transmission Control Protocol/Internet Protocol.
 - (vi) **NTP** : Network Time Protocol.
 - (vii) **SMTP** : Simple Mail Transfer Protocol.
 - (viii) **POP** : Post Office Protocol.
 - (ix) **IMAP** : Internet Mail Access Protocol.
- 30 ■ What is VoIP ? (Delhi 2011)

SOLUTION. VoIP (Voice over IP) refers to a way to carry telephone calls over an IP data network. It offers a set of facilities to manage the delivery of voice information over Internet in digital form.

- 31 ■
- (a) Give one advantage and one disadvantage of optical fibre cable and coaxial cable used in communication.
 - (b) Differentiate between Tree and Bus topologies of network.
 - (c) What do email and FTP mean ?
 - (d) What is the difference between a repeater and a bridge ? (CBSE 2000)

SOLUTION.

(a) **Optical Fibre Cable**

Advantage. It is free from electrical noise and interference.

Disadvantage. It is an expensive communication medium.

Coaxial Cable

Advantage. It provides a cheap means of transporting multi-channel television signals around metropolitan areas.

- (b) **Tree topology** is a network with the shape of an inverted tree with the central root branching and sub-branching to the extremities of the network as shown in Fig. 14.10. There is a single link between two nodes in this topology.

Bus topology. In this topology, all devices on network are connected to a single continuous cable called a bus. This topology can be used for smaller networks.

- (c) **Email.** E-mail (Electronic Mail) is sending and receiving messages by computers.
FTP. FTP expands to **File Transfer Protocol**, which ensures the proper transfer of files from one network in an organization to another.
- (d) **Repeater.** A repeater is a device that amplifies a signal being transmitted on the network.
Bridge. A bridge links two networks of same protocol using their physical addresses.

- 32 ■ (a) Give the full form of NFS and FTP. (Delhi 2002)
(b) What do you understand by firewall ? (c) Differentiate between downloading and uploading.

SOLUTION.

- (a) NFS – Network File System ; FTP – File Transfer Protocol.
(b) The system designed to prevent unauthorized access to or from a private network is called firewall.
(c) *Downloading* refers to transfer of files from (FTP) server on the user's computer and *uploading* refers to transfer of files from user's computer onto (FTP) server.

- 33 ■ Differentiate between GSM and CDMA.

SOLUTION. GSM (*Global System for Mobile*) communications is a technique that uses narrowband TDMA, which allows eight simultaneous calls on the same radio frequency. TDMA is short for *Time Division Multiple Access*. TDMA technology uses time-division multiplexing (TDM) and divides a radio frequency into time slots and then allocates these slots to multiple calls thereby supporting multiple, simultaneous data channels.

CDMA (*Code-Division Multiple Access*) on the other hand, unlike GSM, does not assign a specific frequency to each user. CDMA uses spread-spectrum technique where every channel uses full available spectrum. With CDMA, data is sent in small pieces over a number of discrete frequencies available for use at any time in the specified range. All users transmit in the same wide-band chunk of spectrum. Each user's signal is spread over the entire bandwidth by a unique spreading code, which is again used at the receiver end to recover the transmitted signal.

- 34 ■ Write a short note on WLL.

SOLUTION. A WLL (*Wireless in Local Loop*) system serves a local area by deploying a multiplicity of multichannel transmit/receive base stations (transceivers) that are within line-of-site of the intended customers. Each customer is equipped with a mini-station of low power, into which the telephone (or PBX) is connected. When calls are made from the telephone, it signals the base station for a connection, which is subsequently established through a switch center, exactly as in conventional telephony. An incoming call is identified at the switch center and routed to the base station assigned to serve the telephone being called. The wireless connection is then made, and the call is completed in a conventional manner. The infrastructure design of a WLL system typically uses an advanced transmission technology such as CDMA, which permits support of large subscriber bases through orderly expansion of the base station clusters.

- 35 ■ Write two characteristics of Web 2.0. (CBSE Delhi 2016)

SOLUTION. Web 2.0 refers to added features and applications to WWW that make the web more interactive, support easy online-information exchange and interoperability. Some noticeable features of Web 2.0 are blogs, wikis, video-sharing websites, social networking websites, RSS etc.

- 36 ■ Out of the following, identify client side script(s) and server side script(s) : (Outside Delhi 2011 ; D 2016)
(i) Javascript (ii) ASP (iii) VBScript (iv) JSP

SOLUTION. Client side scripts are Javascript, and vbscript, server side scripts are ASP, and JSP.

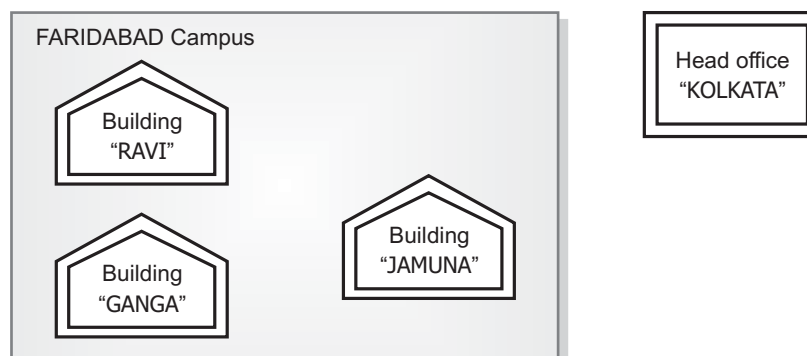
- 37 ■ What do you mean by data encryption ? For what purpose it is used for ? (CBSE Sample Paper 2017-18)

SOLUTION. Data encryption is a technique used for data security in which original message is converted or encoded using an algorithm into a form not understood by anyone except the person who has the key to decode it.

- 38 ■
- (a) Write one characteristic each for 2G and 3G Mobile Technologies.
 - (b) What is the difference between Video Conferencing and Chat ?
 - (c) Expand the following :
 - GPRS
 - CDMA
 - (d) Which type of network (out of LAN, PAN and MAN) is formed, when you connect two mobiles using Bluetooth to transfer a picture file ?
 - (e) Write names of any two popular Open Source Software, which are used as operating system.
 - (f) Write any two important characteristics of Cloud Computing. (Delhi 2014)

SOLUTION.

- (a) **2G.** First digital cellular system with data speeds upto 64 kbps.
3G. With speeds between 384 kbps to 2 Mbps, the 3G technologies allowed more data transmission, voice and video calling file transmission etc.
 - (b) **Vido conferencing.** A video-conference refers to a live connection between people in separate locations for the purpose of visual communication.
Chat. The Internet Chat or just the chat generally refers to the instant broadcast of textual messages over the Internet between the sender and receiver.
 - (c) **GPRS.** General Packet Radio Service
CDMA. Code Division Multiple Access
 - (d) PAN is formed.
 - (e) Linux, FreeDOS
 - (f) (i) On demand self services (ii) Wide range of network access capabilities.
- 39 ■
- (a) What out of the following, will you use to have an audio-visual chat with an expert sitting in a far-away place to fix-up a technical issue ?
 (i) VoIP (ii) email (iii) FTP
 - (b) Name one server side scripting language and one client side scripting language.
 - (c) Which out of the following comes under Cyber Crime ?
 (i) Operating someone's Internet banking account, without his knowledge.
 (ii) Stealing a keyboard from someone's computer.
 (iii) Working on someone's computer with his/her permission.
 - (d) Write one advantage of Bus Topology of network. Also, illustrate how 4 computers can be connected with each other using star topology of network.
 - (e) Workalot Consultants are setting up a secured network for their office campus at Gurgaon for their day-to-day office and web-based activities. They are planning to have connectivity between 3 buildings and the head office situated in Mumbai. Answer the questions (i) to (iv) after going through the building positions in the campus and other details, which are given below.



Distances between various buildings

Building "GREEN" to Building "RED"	110 m
Building "GREEN" to Building "BLUE"	45 m
Building "BLUE" to Building "RED"	65 m
Gurgaon Campus to Head Office	1760 KM

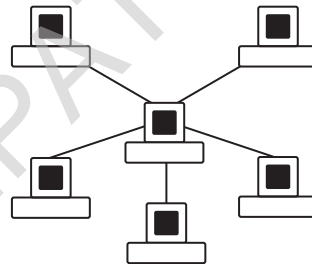
Number of Computers

Building "GREEN"	32
Building "RED"	150
Building "BLUE"	45
Head Office	10

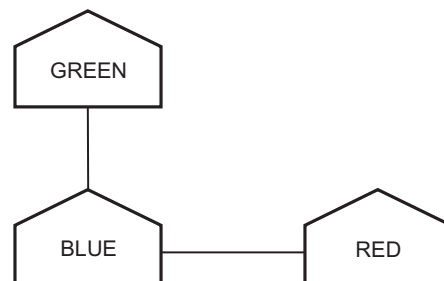
- (i) Suggest the most suitable place (i.e., building) to house the server of this organization. Also give a reason to justify your suggested location.
- (ii) Suggest a cable layout of connections between the buildings inside the campus.
- (iii) Suggest the placement of the following devices with justification : 1. Switch 2. Repeater
- (iv) The organization is planning to provide a high speed link with its head office situated in MUMBAI using a wired connection. Which of the following cables will be most suitable for this job ?
1. Optical Fibre 2. Co-axial Cable 3. Ethernet Cable
- (f) Give one suitable example of each URL and Domain Name.
- (g) Name two Proprietary software alongwith their applications. (Outside Delhi 2012)

SOLUTION.

- (a) (i) VoIP
- (b) Server Side Scripting – JSP
Client Side Scripting – Javascript
- (c) Stealing a keyboard from someone's computer
- (d) Advantage of Bus Topology
■ Easy to extend



- (e) (i) In building RED as it houses maximum number of computer. ; hence most traffic will be local traffic if server is placed here.
- (ii)



- (iii) Switches are needed in every building as they help share bandwidth in every building. Repeaters may be skipped as per above layout, (because distance is less than 100 m) however if building Green and building Red are directly connected, we can place a repeater there as the distance between these two buildings is more than 100 m.
- (iv) Fiber Optic

(f) URL example – www.cbse.nic.in/welcome.htm
Domain name – cbse.nic.in (in above URL)

(g) MS-Office – Office application suite
MS-Windows – Operating System

- 40 ■ (a) Illustrate the layout for connecting 5 computers in a Bus and a Star topology of Networks.
- (b) What is a spam mail ?
- (c) Differentiate between ftp and http.
- (d) Out of the following, which is the fastest (i) wired and (ii) wireless medium of communication : Infrared, Coaxial Cable, Ethernet Cable, Microwave, Optical Fiber ?
- (e) What is Worm ? How is it removed ?
- (f) Out of the following, which all come under cyber crime ?
- Stealing away a brand new computer from a showroom.
 - Getting in someone's social networking account without his consent and posting pictures on his behalf to harass him.
 - Secretly copying files from server of a call center and selling it to the order organization.
 - Viewing sites on a internet browser.
- (g) Perfect Edu Services Ltd. is an educational organization. It is planning to setup its India campus at Chennai with its head office at Delhi. The Chennai campus has 4 main buildings – ADMIN, ENGINEERING, BUSINESS and MEDIA.

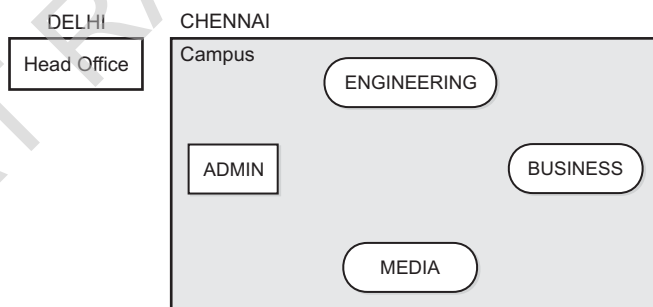
You as a network expert have to suggest the best network related solutions for their problems raised in (i) to (iv), keeping in mind the distances between the buildings and other given parameters.

Shortest distances between various buildings :

ADMIN to ENGINEERING	55 m
ADMIN to BUSINESS	90 m
ADMIN to MEDIA	50 m
ENGINEERING to BUSINESS	55 m
ENGINEERING to MEDIA	50 m
BUSINESS to MEDIA	45 m
DELHI Head Office to CHENNAI Campus	2175 km

Number of Computers installed at various buildings are as follows :

ADMIN	110
ENGINEERING	75
BUSINESS	40
MEDIA	12
DELHI Head Office	20

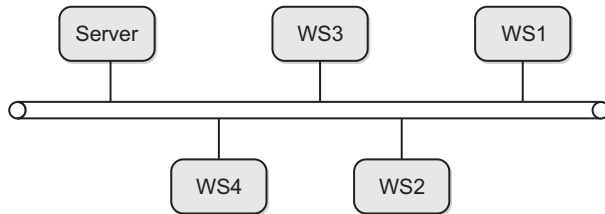


- (i) Suggest the most appropriate location of the server inside the CHENNAI campus (out of the 4 buildings), to get the best connectivity for maximum no. of computers. Justify your answer.
- (ii) Suggest and draw the cable layout to efficiently connect various buildings within the CHENNAI campus for connecting the computers.
- (iii) Which hardware device will you suggest to be procured by the company to be installed to protect and control the internet uses within the campus ?
- (iv) Which of the following will you suggest to establish the online face-to-face communication between the people in the Admin Office of CHENNAI campus and DELHI Head Office ?
 - (a) Cable TV (b) Email (c) Video Conferencing (d) Text Chat

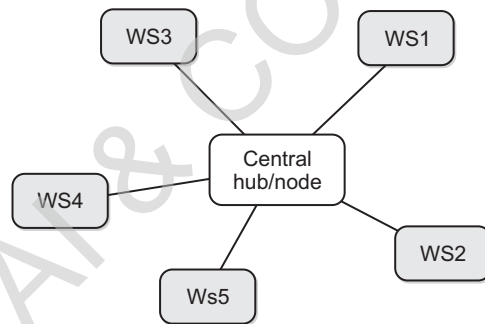
(Delhi 2015)

SOLUTION.

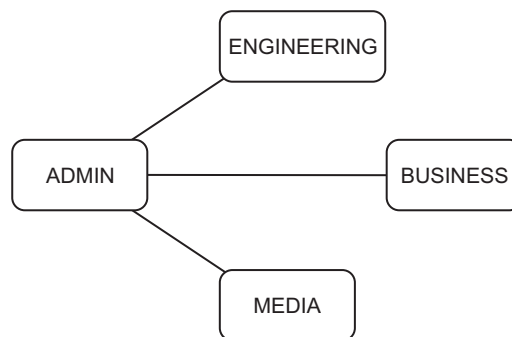
(a) **Bus topology**



Star topology

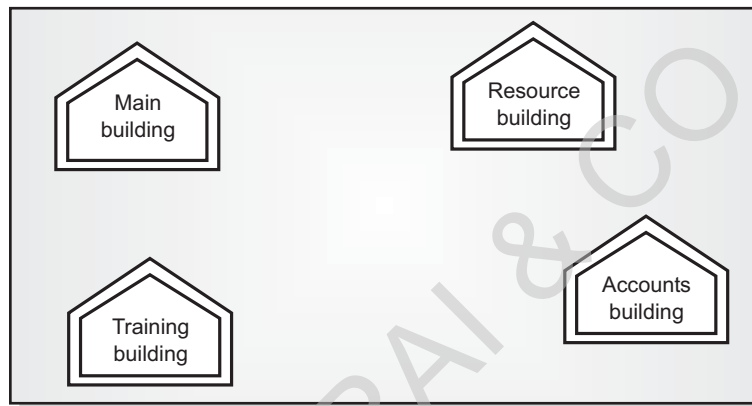


- (b) Spam refers to electronic junk mail or junk newsgroup postings. Some people define spam even more generally an unsolicited e-mail.
- (c) FTP (File Transfer Protocol) is a standard for the exchange of files across internet. Whereas HTTP (Hypertext Transfer Protocol) is a set of rules for transferring hypertext (*i.e.*, text, graphic, image, sound, video etc.) on WWW.
- (d) (i) Wired – Optical fibre (ii) Wireless – Microwave.
- (e) A worm is a program designed to replicate. It is a self contained and does not require host and can harm by eating up all the space. Worms can be removed by using appropriate antivirus software.
- (f) (ii) Getting in someone’s social networking account without his consent and posting pictures on his behalf to harass him.
 - (iii) Secretly copying files from server of a call center and selling it to the other organization.
- (g) (i) Server should be placed in ADMIN Building, as maximum number of computers are there and therefore maximum traffic can be localized.
 - (ii) **Star topology**



- (iii) Firewall (iv) Video conferencing

- 41 ■ (a) What was the role of ARPANET in the Computer Network ? (Outside Delhi 2010)
- (b) Which of the following is not a unit of data transfer rate ? (i) mbps (ii) kbps (iii) sbps (iv) gbps
- (c) What is the difference between Virus and Worms in the computers ?
- (d) What term do we use for a software/hardware device, which is used to block unauthorized access while permitting authorized communications ? This term is also used for a device or set of devices configured to permit, deny, encrypt, decrypt, or proxy all (in and out) computer traffic between different security domains based upon a set of rules and other criteria.
- (e) "Vidya for All" is an educational NGO. It is setting up its new campus at Jaipur for its web-based activities. The campus has four buildings as shown in diagram below :



Center to center distances between various buildings as per architectural drawings (in meters) is as follows :

Main Building to Resource Building	120 m
Main Building to Training Building	40 m
Main Building to Accounts Building	135 m
Resource Building to Training Building	125 m
Resource Building to Accounts Building	45 m
Training Building to Accounts Building	110 m

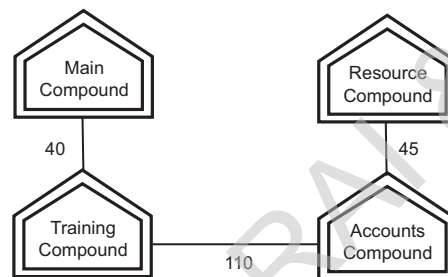
Expected number of Computers in each building is as follows :

Main Building	15
Resource Building	25
Training Building	250
Accounts Building	10

- (e1) Suggest a cable layout of connections between the buildings.
- (e2) Suggest the most suitable place (i.e., building) to house the server of this NGO. Also, provide a suitable reason for your suggestion.
- (e3) Suggest the placement of the following devices with justification :
 (i) Repeater (ii) Hub/Switch
- (e4) The NGO is planning to connect its International office situated in Delhi. Which out of the following wired communication links, will you suggest for a very high speed connectivity ?
 (i) Telephone Analog line (ii) Optical Fiber (iii) Ethernet Cable
- (f) Write the full forms of the following : (f1) FTP (f2) FSF
- (g) Name any two common Web browsers.

SOLUTION.

- (a) The first computer network was jointly designed by the Advanced Research Projects Agency (ARPA) and Department of Defense (DoD) of United States in 1969 and was called ARPANET. It was an experimental project, which connected a few computers from some of the reputed universities of USA and DoD. ARPANET allowed access to computer resource sharing projects. This ARPANET was handed over to Defense Communication Agency (DCA) for further development
- (b) (iii) sbps
- (c) **VIRUS.** Virus is a malicious program that damages data and files and causes harm to computer system.
Worms. Worms disrupt services and create system management problems. In some cases worms can install viruses that cause damage to system.
- (d) Firewall
- (e) (e1)



- (e2) Training Building as it hosts the most computers.
- (e3) (i) Repeater – between Training & Accounts buildings as they have 110 m of distance.
(ii) Hub/Switch – In Training building as it will be hosting server.
- (e4) Optical Fiber
- (f) (f1) FTP – File Transfer Protocol (f2) FSF – Free Software Foundation
- (g) Mozilla FireFox, Google Chrome

42 ■ What is Intellectual Property ?

SOLUTION. The Intellectual Property may be defined as a product of the intellect that has commercial value, including copyrighted property such as literary or artistic works, and ideational property.

43 ■ What is Spam ?

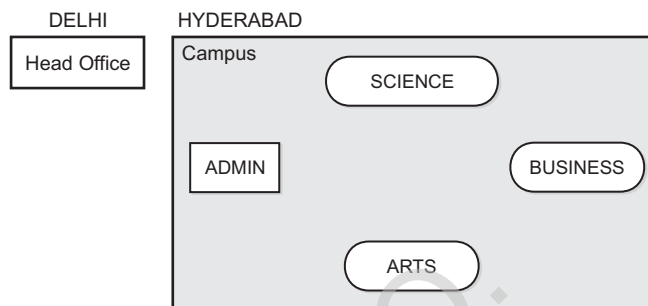
SOLUTION. Spam refers to electronic junk mail or junk newsgroups postings. Some people define spam even more generally as any unsolicited e-mail.

44 ■ (a) Illustrate the layout for connecting 5 computers in a Bus and a Star topology of Networks.

- (b) What kind of data gets stored in cookies and how is it useful ?
- (c) Differentiate between packet switching over message switching ?
- (d) Out of the following, which is the fastest (i) wired and (ii) wireless medium of communication ?
Infrared, Coaxial Cable, Ethernet Cable, Microwave, Optical Fiber
- (e) What is Trojan Horse ?
- (f) Out of the following, which all comes under cyber crime ?
(i) Stealing away a brand new hard disk from a showroom.
(ii) Getting in someone's social networking account without his consent and posting pictures on his behalf.

- (iii) Secretly copying data from server of an organization and selling it to the other organization.
 (iv) Looking at online activities of a friends blog.

- (g) Xcelencia Edu Services Ltd. is an educational organisation. It is planning to set up its India campus at Hyderabad with its head office at Delhi. The Hyderabad campus has 4 main buildings – ADMIN, SCIENCE, BUSINESS and ARTS. You as a network expert has to suggest the best network related solutions for their problems raised in (i) to (iv), keeping in mind the distances between the buildings and other given parameters.



Shortest distances between various buildings :

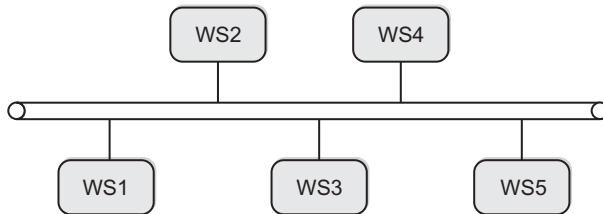
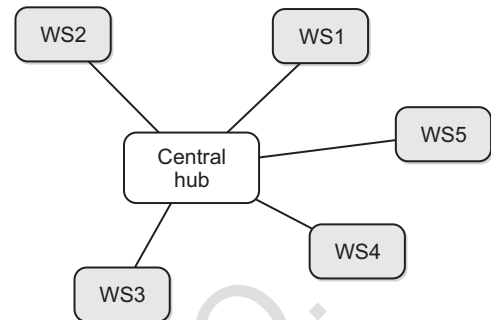
ADMIN to SCIENCE	65 m
ADMIN to BUSINESS	100 m
ADMIN to ARTS	60 m
SCIENCE to BUSINESS	75 m
SCIENCE to ARTS	60 m
BUSINESS to ARTS	50 m
DELHI Head Office to HYDERABAD Campus	1600 km

Number of computers installed at various buildings are as follows :

ADMIN	100
SCIENCE	85
BUSINESS	40
ARTS	12
DELHI Head Office	20

- (i) Suggest the most appropriate location of the server inside the HYDERABAD campus (out of the 4 buildings), to get the best connectivity for maximum number of computers. Justify your answer.
 (ii) Suggest and draw the cable layout to efficiently connect various buildings within the HYDERABAD campus for connecting the computers.
 (iii) Which hardware device will you suggest to be procured by the company to be installed to protect and control the internet uses within the campus ?
 (iv) Which of the following will you suggest to establish the online face-to-face communication between the people in the Admin Office of HYDERABAD campus and DELHI Head Office ?
 (a) E-mail, (b) Text Chat (c) Video Conferencing (d) Cable TV

(Outside Delhi 2015)

SOLUTION.**(a) Bus topology****Star topology**

(b) Cookies are small text files that get stored on a user's hard drive when the user visits a website. The kind of data that get stored in cookies are :

- Cookie's name
- Cookie's content *e.g.*,
 - ✘ user's preferences while visiting a site
 - ✘ history of pages user viewed
 - ✘ login details (depending on the user's browser-settings)

(c) Refer to Ans. 12(a).

(d) (i) Wired fastest medium – Optical fibre. (ii) Wireless fastest medium – Microwave.

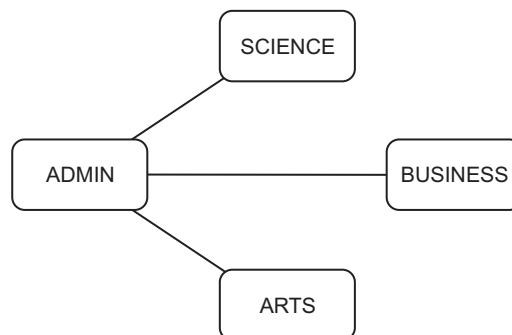
(e) A Trojan Horse is a code hidden in a program such as a game or spreadsheet that looks helpful and safe to run but has hidden side effects.

(f) (ii) Getting in someone's social networking account without his consent and posting on his behalf.

(iii) Secretly copying data from server of an organization and selling it to the other organisation.

(g) (i) Server should be placed in ADMIN Building of HYDERABAD campus as it contains maximum number of computers and hence maximum network traffic will be localized this way.

(ii) **Star topology for efficient connection**



(iii) Firewall

(iv) (iii) Video conferencing

SOLVED PROBLEMS

1. *What is cladding ?*

Solution. A layer of a glass surrounding the center fiber of glass inside a fiber-optic cable is called cladding.

2. *What is point-to-point protocol ?*

Solution. A point-to-point protocol is a communications protocol used to connect computers to remote networking services including Internet service providers.

3. *How is Gateway different from Routers?*

Solution. A gateway operates at the upper levels of the OSI model and translates information between two completely different network architectures or data formats

4. *What is attenuation ?*

Solution. The degeneration of a signal over distance on a network cable is called attenuation.

5. *What is MAC address ?*

Solution. The address for a device as it is identified at the Media Access Control (MAC) layer in the network architecture. MAC address is usually stored in ROM on the network adapter card and is unique.

6. *What is the difference between bit rate and baud rate.*

Solution. Bit rate is the number of bits transmitted during one second whereas baud rate refers to the number of signal units per second that are required to represent those bits.

$\text{baud rate} = \text{bit rate} / N$ where N is no-of-bits represented by each signal shift.

7. *What is Bandwidth ?*

Solution. Every line has an upper limit and a lower limit on the frequency of signals it can carry. This limited range is called the bandwidth.

8. *What are the types of Transmission media ?*

Solution. Signals are usually transmitted over some transmission media that are broadly classified in to *two* categories.

(a) *Guided Media.* These are those that provide a conduit from one device to another that include twisted-pair, coaxial cable and fiber-optic cable. A signal traveling along any of these media is directed and is contained by the physical limits of the medium. Twisted-pair and coaxial cable use metallic that accept and transport signals in the form of electrical current. Optical fiber is a glass or plastic cable that accepts and transports signals in the form of light.

(b) *Unguided Media.* This is the wireless media that transport electromagnetic waves without using a physical conductor. Signals are broadcast either through air. This is done through radio communication, satellite communication and cellular telephony.

9. *What are the different types of networking / internetworking devices?*

Solution. Different types of networking/internetworking devices are :

↔ *Repeater.* Also called a regenerator, it is an electronic device that operates only at physical layer. It receives the signal in the network before it becomes weak, regenerates the original bit pattern and puts the refreshed copy back in to the link.

- ❖ *Bridges.* These operate both in the physical and data link layers of LANs of same type. They divide a larger network in to smaller segments. They contain logic that allow them to keep the traffic for each segment separate and thus are repeaters that relay a frame only the side of the segment containing the intended recipient and control congestion.
- ❖ *Routers.* They relay packets among multiple interconnected networks (*i.e.*, LANs of different type). They operate in the physical, data link and network layers. They contain software that enable them to determine which of the several possible paths is the best for a particular transmission.
- ❖ *Gateways.* They relay packets among networks that have different protocols (*e.g.*, between a LAN and a WAN). They accept a packet formatted for one protocol and convert it to a packet formatted for another protocol before forwarding it. They operate in all seven layers of the OSI model.

10. *What is ICMP ?*

Solution. ICMP is *Internet Control Message Protocol*, a network layer protocol of the TCP/IP suite used by hosts and gateways to send notification of datagram problems back to the sender. It uses the echo test / reply to test whether a destination is reachable and responding. It also handles both control and error messages.

11. *What are major types of networks and explain ?*

Solution.

- ❖ Server-based network
- ❖ Peer-to-peer network

Server-based networks provide centralized control of network resources and rely on server computers to provide security and network administration.

Peer-to-peer network, computers can act as both servers sharing resources and as clients using the resources.

12. *What are the important topologies for networks ?*

Solution. Important network topologies are :

- ❖ **BUS topology.** In this each computer is directly connected to primary network cable in a single line.

Advantage. Inexpensive, easy to install, simple to understand, easy to extend.

- ❖ **STAR topology.** In this all computers are connected using a central hub.

Advantage. Can be inexpensive, easy to install and reconfigure and easy to trouble shoot physical problems.

- ❖ **RING topology.** In this all computers are connected in loop.

Advantage. All computers have equal access to network media, installation can be simple, and signal does not degrade as much as in other topologies because each computer regenerates it.

13. *What is mesh network ?*

Solution. A network in which there are multiple network links between computers to provide multiple paths for data to travel.

14. *What is difference between baseband and broadband transmission ?*

Solution. In a baseband transmission, the entire bandwidth of the cable is consumed by a single signal. In broadband transmission, signals are sent on multiple frequencies, allowing multiple signals to be sent simultaneously.

15. What is the purpose of using router ?

(CBSE Outside Delhi 1999)

Solution. A router can work like a bridge and can also handle different protocols. A router can locate the destination required by sending the traffic to another router, if the destination is unknown to itself.

16. What are two types of modems ?

Solution. Modems come in *two* varieties :

1. **Internal modems** are the modems that are fixed within the computer.
2. **External modems** are the modems that are connected externally to a computer as other peripherals are connected.

17. Who are hackers ? Who are crackers ?

Solution. The **Crackers** are the malicious programmers who break into secure systems whereas **Hackers** are more interested in gaining knowledge about computer systems and possibly using this knowledge for playful pranks.

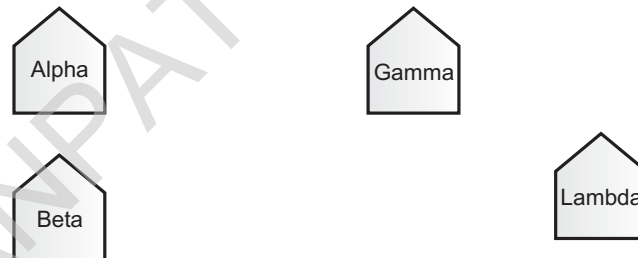
18. Which of the following will come under Cyber Crime ?

(Delhi 2011)

- (i) Theft of a brand new sealed pack Laptop
- (ii) Access to a bank account for getting unauthorized Money Transaction
- (iii) Modification in a company data with unauthorized access
- (iv) Photocopying a printed report

Solution. (ii) Access to a bank account for getting unauthorized Money Transaction

19. Knowledge Supplement Organisation has set up its new center at Mangalore for its office and web based activities. It has four buildings as shown in the diagram below :



Center to center distances between various buildings

Alpha to Beta	50 m
Beta to Gamma	150 m
Gamma to Lambda	25 m
Alpha to Lambda	170 m
Beta to Lambda	125 m
Alpha to Gamma	90 m

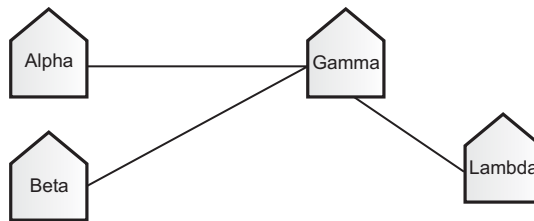
Number of Computers

Alpha	25
Beta	50
Gamma	125
Lambda	50

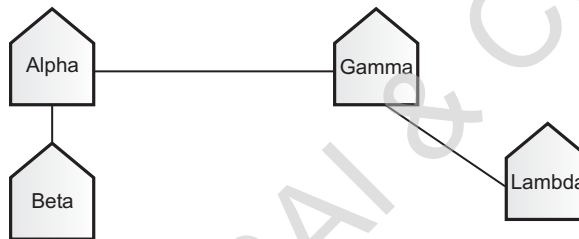
- (a) Suggest a cable layout of connections between the buildings.
- (b) Suggest the most suitable place (i.e., building) to house the server of this organisation with a suitable reason.
- (c) Suggest the placement of the following devices with justification :
 - (i) Repeater
 - (ii) Hub/Switch
- (d) The organization is planning to link its front office situated in the city in a hilly region where cable connection is not feasible, suggest an economic way to connect it with reasonably high speed ?

Solution.

(a) Two layouts are being suggested, any of which may be considered :

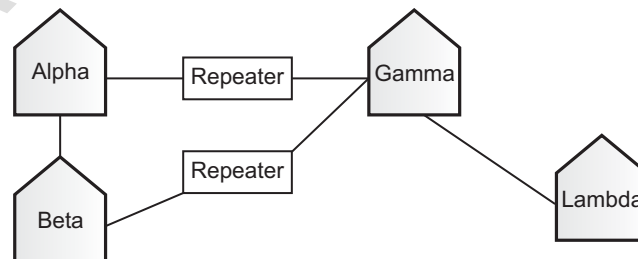
Layout Option 1 :

Layout Option 2 : Since the distance between building *Alpha* and building *Beta* is quite short, the following layout may also be considered.

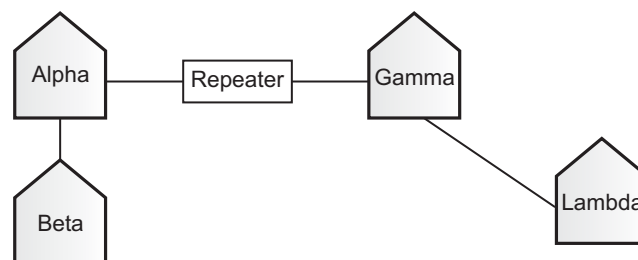


(b) The most suitable place/building to house the server of this organisation would be building *Gamma*, as this building contains the maximum number of computers, thus decreasing the cabling cost for most of the computers as well as increasing the efficiency of the maximum computers in the network. Also housing the server here will make most of the traffic local, which is as required by 80–20 network design rule.

(c) (i) **For Layout 1**, since the cabling distance between buildings *Alpha* and *Gamma*, and that between *Beta* and *Gamma* are quite large, so a repeater each, would ideally be needed along their path to avoid loss of signals during the course of data flow in these routes.

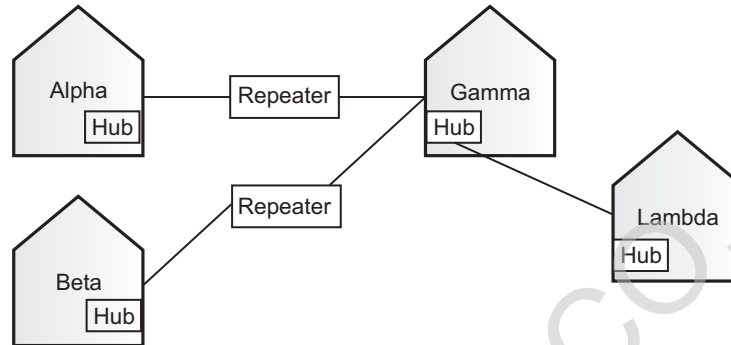


For layout 2, since the distance between buildings *Alpha* and *Gamma* is large so a repeater would ideally be placed in between this path

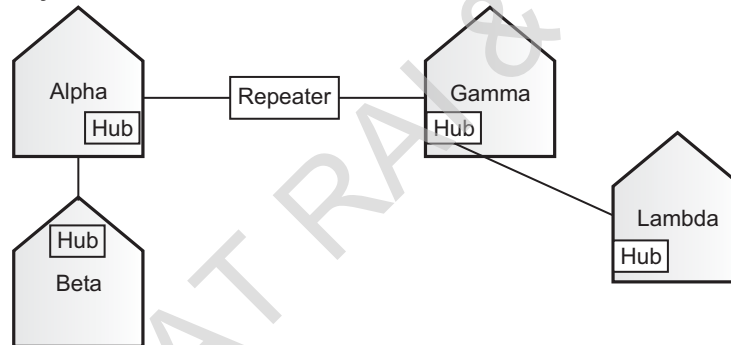


(ii) In both the layouts, a hub/switch each would be needed in all the buildings, to interconnect the group of cables from the different computers in each building

Layout 1

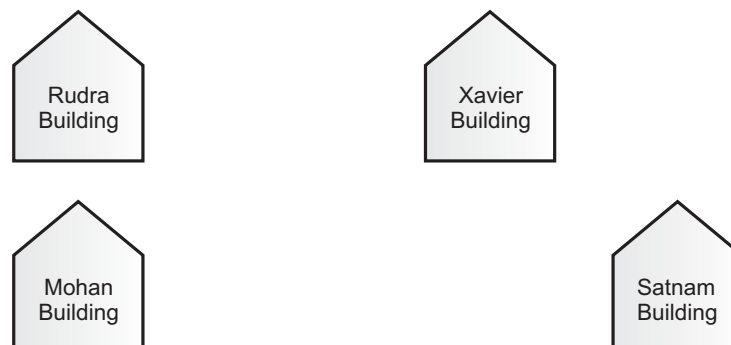


Layout 2



(d) The most economic way to connect it with a reasonable high speed would be to use radio wave transmission, as they are easy to install, can travel long distances, and penetrate buildings easily, so they are widely used for communication, both indoors and outdoors. Radio waves also have the advantage of being omni directional, which is they can travel in all the directions from the source, so that the transmitter and receiver do not have to be carefully aligned physically.

20. Lavanya Industries has set up its new center at Hari Om Nagar for its office and web based activities. The company compound has 4 buildings as shown in the diagram below :



Center to center distances between various buildings is as follows :

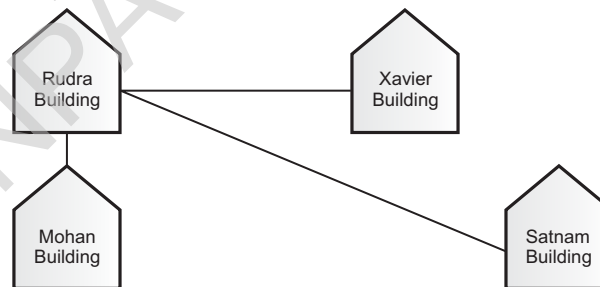
Mohan Building to Rudra Building	50 m
Rudra Building to Xavier Building	60 m
Xavier Building to Satnam Building	25 m
Satnam Building to Mohan Building	170 m
Mohan Building to Xavier Building	125 m
Rudra Building to Satnam Building	90 m

Number of Computers in each of the buildings is follows :

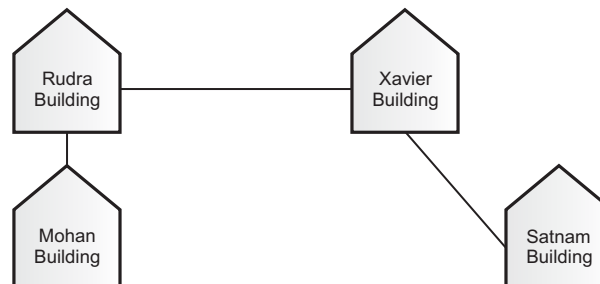
Mohan Building	15
Rudra Building	150
Xavier Building	15
Satnam Building	25

- Suggest a cable layout of connections between the buildings.
- Suggest the most suitable place (i.e. building) to house the server of this organisation with a suitable reason.
- Suggest the placement of the following devices with justification :
 - Internet Connecting Device/Modem
 - Switch
- The organisation is planning to link its sale counter situated in various parts of the same city, which type of network out of LAN, MAN or WAN will be formed? Justify your answer.

Solution. (a) Layout 1 :



Layout 2 : Since the distance between Xavier Building and Satnam Building is quite short, following layout may also be considered :

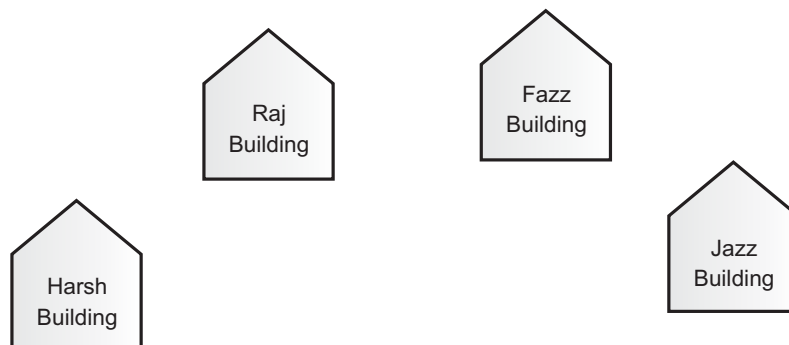


- The most suitable place/building to house the server of this organisation would be Rudra building, as this building contains the maximum number of computers, thus decreasing the cabling cost for most of the computers as well as increasing the efficiency of the maximum computers in the network.

- (c) (i) Rudra building
(ii) In both the layouts, a hub/switch each would be needed in all the buildings, to interconnect the group of cables from the different computers in each building
- (d) The type of network that shall be formed to link the sale counters situated in various parts of the same city would be a MAN, because MAN (Metropolitan Area Networks) are the networks that link computer facilities within a city.

UNSOLVED PROBLEMS

1. What is Ethernet ? What is Ethernet Card ?
2. What are hubs ? How are active hubs different from passive hubs ?
3. What are the facilities provided by the SERVER in a Network environment ?
4. What is bleeding of signal ? What is its other name ?
5. Which communication medium is to be suggested for very effective and fast communication in guided medium ?
6. In harsh industrial environment which cable would you like to use ?
7. Which media have the ability to communicate over oceans ?
8. What is the difference between microwave and radiowave transmission ?
9. Which is the special case of microwave relay system ?
10. Which transmission medium is useful for sparsely populated areas ?
11. In which transmission medium Bandwidth allocation is limited ?
12. What is baud ?
13. Which network is easy to expand ?
14. In which network there is no server ?
15. In Ethernet card which connection is used for coaxial cable or twisted pair or for both ?
16. Which device filter the data and which device can handle different protocol ?
17. Which device do not control broadcast , filter traffic and filter collision ?
18. Which networking device is used for less no. of nodes or which is for more no. of nodes ?
19. Ravya Industries has set up its new center at Kaka Nagar for its office and web based activities. The company compound has 4 buildings as shown in the diagram below :



Center to center distances between various buildings is as follows :

Harsh Building to Raj Building	50 m
Raj Building to Fazz Building	60 m
Fazz Building to Jazz Building	25 m
Jazz Building to Harsh Building	170 m
Harsh Building to Fazz Building	125 m
Raj Building to Jazz Building	90 m

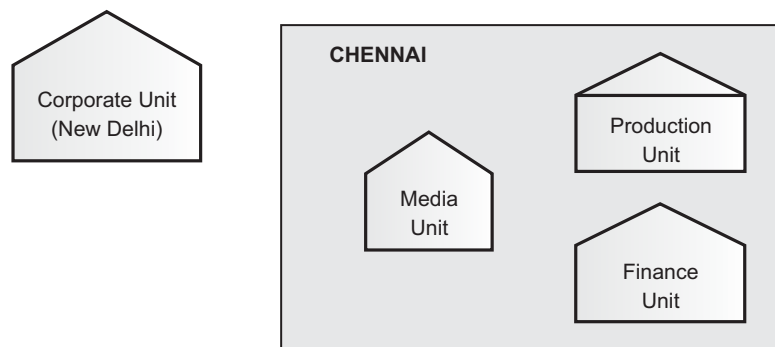
Number of Computers in each of the buildings is follows :

Harsh Building	15
Raj Building	150
Fazz Building	15
Jazz Bulding	25

- (i) Suggest a cable layout of connections between the buildings.
- (ii) Suggest the most suitable place (*i.e.*, building) to house the server of this organisation with a suitable reason.
- (iii) Suggest the placement of the following devices with justification :
 - (i) Internet Connecting Device/Modem
 - (ii) Switch
- (iv) The organisation is planning to link its sale counter situated in various parts of the same city, which type of network out of LAN, MAN or WAN will be formed? Justify your answer.

20. "China Middleton Fashion" is planning to expand their network in India, starting with two cities in India to provide infrastructure for distribution of their product. The company has planned to set up their main office units in Chennai at three locations and have named their offices as "Production Unit", "Finance Unit" and "Media Unit". The company has its corporate unit in New Delhi.

A rough layout of the same is as follows :



Approximate distances between these Units is as follows :

From	To	Distance
Production Unit	Finance Unit	70 Mtr
Production Unit	Media Unit	15 KM
Production Unit	Corporate Unit	2112 KM
Finance Unit	Media Unit	15 KM

In continuation of the above, the company experts have planned to install the following number of computers in each of their office units :

Production Unit	150
Finance Unit	35
Media Unit	10
Corporate Unit	30

- (i) Suggest the kind of network required (out of LAN, MAN, WAN) for connecting each of the following office units :
- Production Unit and Media Unit
 - Production Unit and Finance Unit
- (ii) Which one of the following devices will you suggest for connecting all the computers within each of their office units ?
- Switch/Hub
 - Modem
 - Telephone
- (iii) Which of the following communication media, will you suggest to be procured by the company for connecting their local offices in Chennai for very effective (High Speed) communication ?
- Ethernet cable
 - Optical fiber
 - Telephone cable
- (iv) Suggest a cable/wiring layout for connecting the company's local office units located in Chennai. Also, suggest an effective method/technology for connecting the company's office unit located in Delhi.

GLOSSARY

Bandwidth	The capacity of a medium to transmit a signal.
Baud	Unit of measurement for the information carrying capacity of a communication channel.
bps	bits per second. A thousand bits transmitted per second.
Bps	Bytes per second. A thousand bytes transmitted per second.
Bridge	Device that links two networks together.
CDMA	Code Division Multiple Access, a digital cellular technology that uses spread-spectrum technique.
Chat	Online textual talk in real time.
E-MAIL	Sending and receiving messages by computer.
Firewall	A system to prevent unauthorised access to/from a network.
Gateway	Device that connects dissimilar networks.
GSM	Global System for Mobile communications. A technique that uses narrowband TDMA (Time Division Multiple Access) to allow eight simultaneous calls on same radio frequency.
Hub	Hardware device used to connect several computers together.
Internetworking	Connection of two or more networks.
Intellectual Property	A product of intellect having commercial value.
IPR	Intellectual Property Rights.
Modem	A computer peripheral that allows you to connect and communicate with other workstations via telephone lines.
Network	An interconnected collection of autonomous computers.
Protocol	The set of rules that govern the way a service is provided.
Repeater	Device that amplifies a signal being transmitted on a network.
Router	Device that works like a bridge but can handle different protocols.
SMS	Short Message Service. Transmission of short text messages to and from a mobile phone, fax machine and/or IP address.
Spam	Unsolicited mail.
Spread-spectrum	A technique in which data is sent in small pieces over a number of discrete frequencies available for use. Each user's signal is spread over the entire bandwidth.
Switch	Device used to segment networks into different subnetworks called subnets.
TCP/IP	(Transmission Control Protocol/Internet Protocol) The native protocol of the Internet.
Topology	The pattern of interconnection of nodes in a network.
Transceiver	Transmitter/Receiver.
Virus	Malicious program that causes harm to computer system, files and /or data.
WWW (World Wide Web)	Set of protocols that allow you to access any document on the net.
WLL	Wireless in Local Loop. A system (analogous with local telephone service) that provides telephony by deploying a multiplicity of multichannel transceivers.
4G	4G is a Mobile multimedia, anytime anywhere, Global mobility support, integrated wireless solution

ASSIGNMENTS

SHORT ANSWER QUESTIONS

1. What is a network ? What are its goals and applications ?
2. Briefly explain how Internet evolved.
3. Write a short note on ARPAnet.
4. How does Internet work ?
5. Write a short note on InterSpace.
6. How is circuit switching different from message switching ? (CBSE Sample Paper)
7. How does transmission take place across networks ?
8. What are communication channels ? Discuss various communication channels available for networks.
9. Write some advantages and disadvantages of the following :
 - (i) optical fibres
 - (ii) coaxial cables
 - (iii) twisted pair cables
 - (iv) radio waves
 - (v) micro waves
 - (vi) satellites.
10. What is bandwidth ? How is it measured ?
11. What do you understand by data transfer rates ?
12. Discuss and compare various types of networks.
13. Explain various mostly used topologies.
14. Discuss the factors that govern the selection of a topology for a network.
15. Compare and contrast
 - (i) Star and Bus topologies
 - (ii) Star and Tree topologies
 - (iii) Bus and Ring topologies.
16. What is the role of modem in electronic communications ?
17. What are hubs ? What are its types ?
18. What is the role of a switch in a network ?
19. Briefly discuss the role of following devices in the context of networking.
 - (i) repeater
 - (ii) router
 - (iii) bridge
 - (iv) gateway.
20. What is a communication protocol ? What is its role in a network ?
21. Write short notes on :
 - (i) HTTP
 - (ii) TCP/IP
 - (iii) FTP.
22. What is wireless computing ? How is it different from mobile computing ?
23. Write short notes on the following :
 - (i) GSM
 - (ii) CDMA
 - (iii) WLL
 - (iv) 3G
 - (v) SMS
 - (vi) EDGE
 - (vii) UMTS.
24. Discuss the advantages and disadvantages of E-mail. (CBSE Question Bank)
25. Compare and contrast (i) e-mail and voice mail (ii) e-mail and chatting.
26. What is video conferencing ? How is it related to networking ?
27. What is web browser ? What is a web server ? How are these two related ?
28. Write short notes on URLs and domain names.
29. What is web hosting ? What are its various categories ?
30. Explain briefly the following :
 - (i) HTML
 - (ii) XML
 - (iii) DHTML.
31. What do you understand by network security ? Why is it considered very important ?
32. What is a firewall ? Briefly explain different firewall techniques.
33. What is hacking ? What is cracking ? How are these two terms inter-related.
34. Define the following :
 - (a) Virus
 - (b) Worms
 - (c) Trojan Horse
 - (d) Spam
 - (e) Cyber Crime
 - (f) India IT Act 2000
 - (g) IPR
35. What is the general process of designing networks ?
36. While designing networks, what factors related to the network environment would you consider ?
37. While designing networks, what factors related to performance, would you consider ?
38. When would you prefer (i) hubs over repeaters (ii) bridges over hubs (iii) switch over other network devices ?
39. When would you opt for a router in a network ?
40. What is the difference between client-side scripting and server-side scripting ?
41. How are viruses harmful ? How can you prevent them ?
42. Out of the following, identify client side script(s) and server side script(s) :
 - (a) ASP
 - (b) Javascript
 - (c) VBScript
 - (d) JSP(Delhi 2011)